

**Motor run**
**Construction**

- Dielectric: polypropylene film
- Aluminum can
- Soft polyurethane resin

**Features**

- Self-healing properties
- Low dissipation factor
- Overpressure disconnecter
- High insulation resistance

**Typical applications**

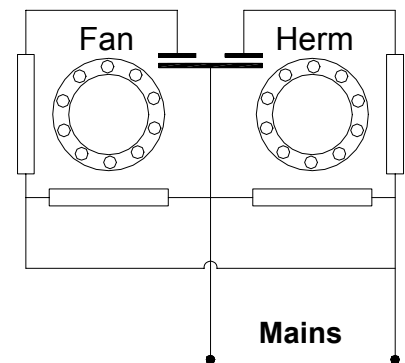
For general sine wave applications, mainly as motor run capacitor for room air conditioner units

**Terminals**

- Double fast on 6,3 x 0,8 mm and Quadruple fast on 6,3 x 0,8 mm

**Mounting parts**

- Metal stud (max. torque = 5 Nm)

**Technical data and specifications**


Standard	IEC / EN 60252	
Rated capacitance $C_N$	15+2 ... 50+8 $\mu$ F	
Tolerance	$\pm 5\%$ , $\pm 6\%$ , $\pm 10\%$	
Rated voltage $U_N$	380 ... 440 Vac	
Rated frequency $f_N$	50...60 Hz	
Life expectancy	30.000 h (class A)	
<b>Maximum ratings</b>		
Maximum permissible voltage $U_{max}$	1,1 x $U_N$ ( $U_n$ = Rated voltage)	
Maximum permissible current $I_{max}$	1,3 x $I_N$ ( $I_n$ = Rated current)	
<b>Test data</b>		
AC test voltage terminal to terminal $U_{TT}$	2 x $U_N$ , 60s.	
Insulation voltage terminals to case	2000 Vac, 60s.	
Insulation resistance $R_{is}$ or time constant at $\tau$ 20 °C	3000 s	
Rel. Humidity $\leq 65$ °C (minimum value)		
Dissipation factor $\tan\delta$ at 20 °C	$\leq 1,0 \times 10^{-3}$ (120 Hz)	
Maximum rate of voltage rises $du/dt_{max}$	10 V/ $\mu$ s	

## Motor run

## Technical data (cont'd)

## Climatic data

Climatic category	25/085/21 according to IEC 60068-1
Lower category $T_{\min}$	-25 °C
Upper category $T_{\max}$	+85 °C
Damp heat test $t_{\text{test}}$	21 days
Permitted capacitance $\Delta C/C$	$\leq 3 \%$

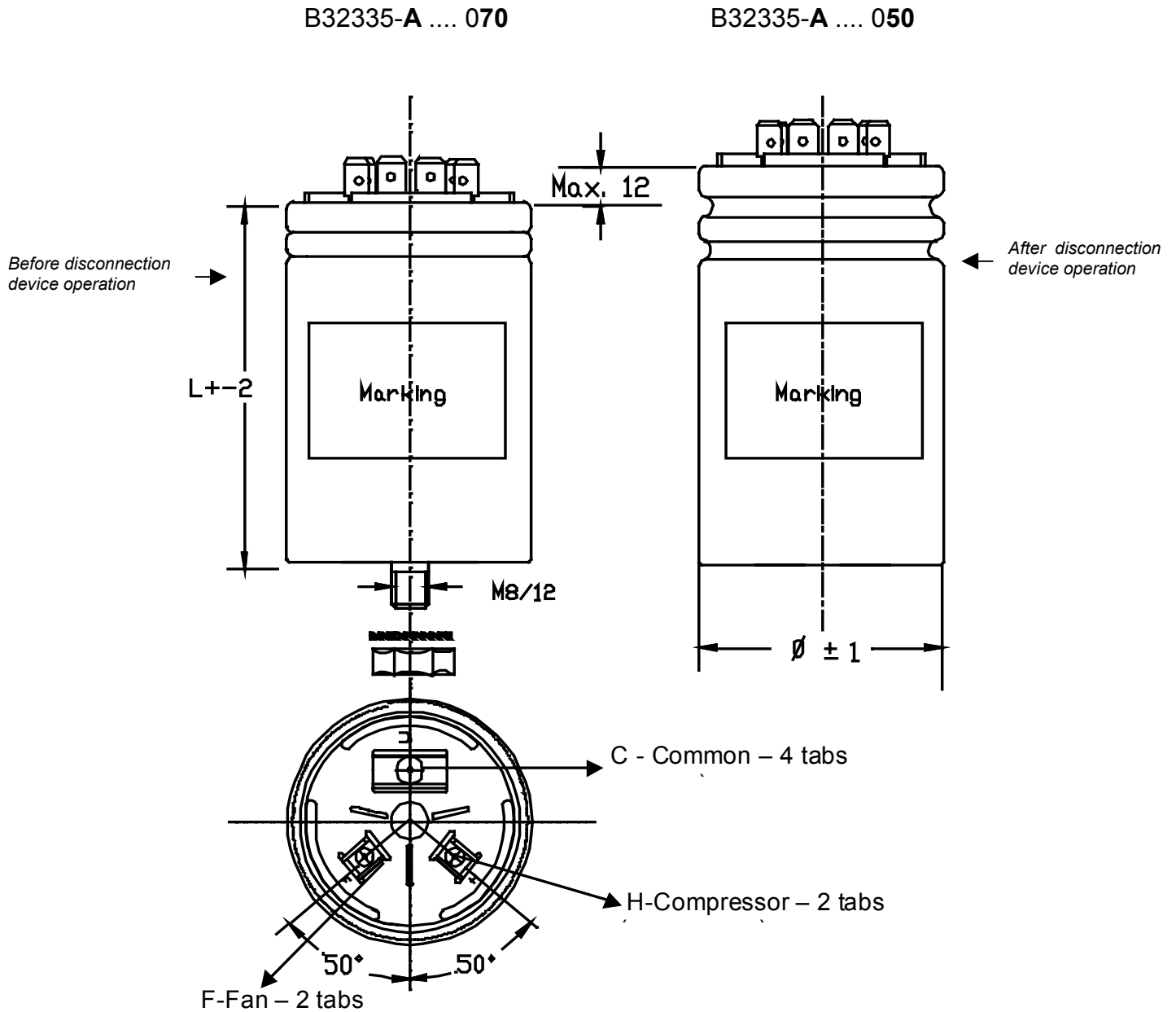
## Approved marks



## Notes :

- 1) It should be noted that presence of harmonics produces over voltage & over current on capacitors. Resonance may cause serious damage to installation if a significant level of total harmonic distortion level exists for voltage or current. In such cases, series reactors must be considered.
- 2) Operating temperature class: in accordance with the reference standards, these temperatures are those measured on the surface on the capacitor.

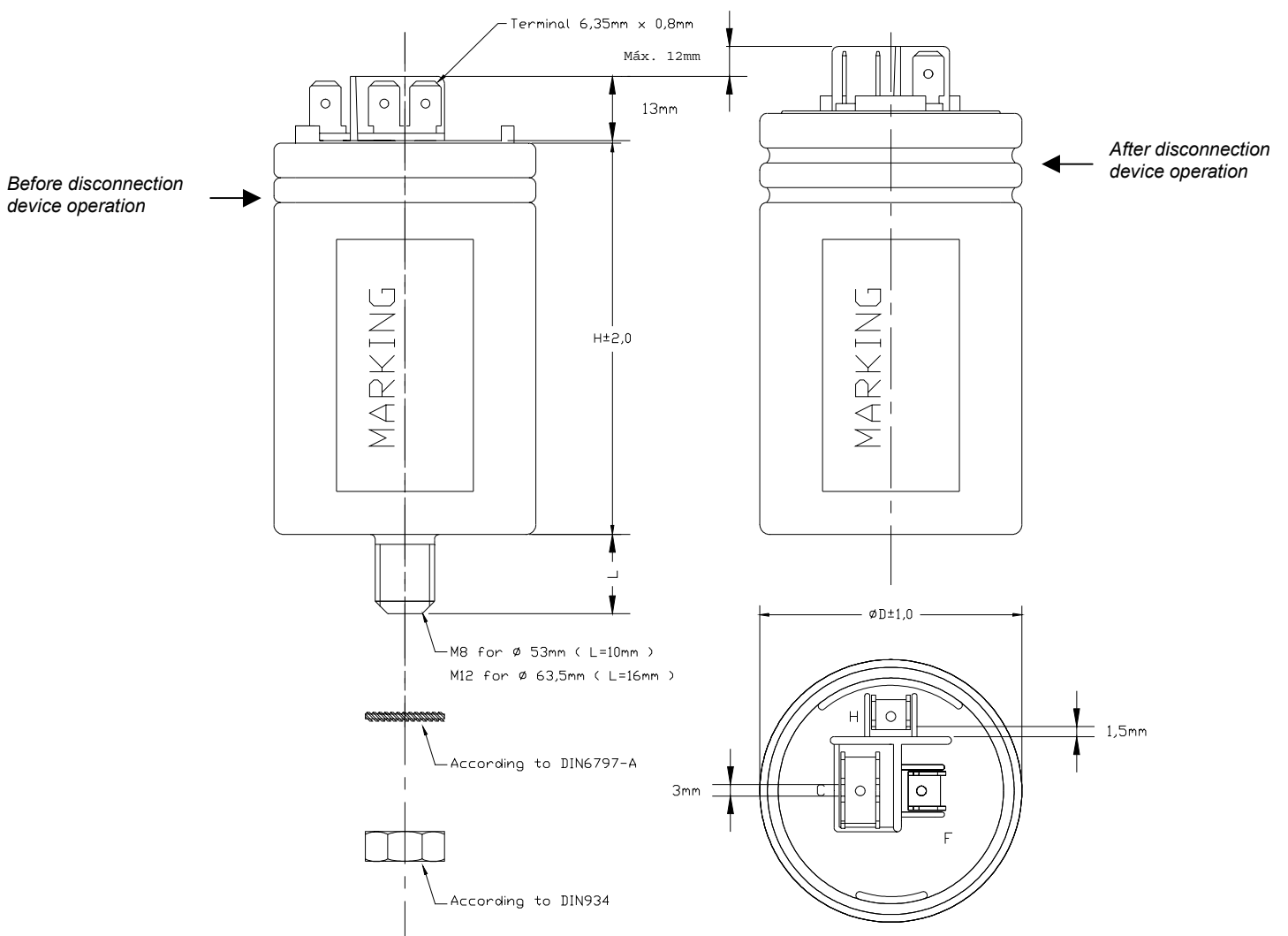
Dimensional drawings ( from EIPL)



**Dimensional drawings ( From Icotron)**

**B32335-B... 070**

**B32335-B... 050**



**Motor run**
**Ordering codes and packing units**

U <sub>N</sub> Vac	C <sub>N</sub> μF	Max. dimensions d x l (mm)	Ordering code B32335-*	Packing units
380	15+2	53 x 68	3020-+0**	32
	15+2.5	53 x 68	3076-+0**	32
	15+3	53 x 68	3021-+0**	32
	15+4	53 x 68	3022-+0**	32
	15+5	53 x 68	3023-+0**	32
	17.5+2.5	53 x 68	3077-+0**	32
	17.5+4	53 x 68	3024-+0**	32
	17.5+5	53 x 68	3025-+0**	32
	20+2	53 x 68	3027-+0**	32
	20+2.5	53 x 68	3057-+0**	32
	20+3	53 x 68	3028-+0**	32
	20+4	53 x 68	3050-+0**	32
	20+5	53 x 68	3029-+0**	32
	22+5	53 x 80	3030-+0**	32
	25+2	63.5 x 68	3031-+0**	28
	25+2.5	53 x 80	3054-+0**	32
	25+3	53 x 80	3032-+0**	32
	25+4	53 x 80	3033-+0**	32
	25+5	53 x 80	3034-+0**	32
	25+7.5	53 x 80	3019-+0**	32
	25+8	53 x 80	3051-+0**	32
	25+9.5	53 x 80	3053-+0**	32
	25+10	53 x 85	3056-+0**	32
	25+15	53 x 105	3098-+0**	32
	30+2	53 x 80	3035-+0**	32
	30+3	53 x 80	3073-+0**	32
	30+4	53 x 80	3036-+0**	32
	30+5	53 x 80	3037-+0**	32
	30+7.5	53 x 85	3066-+0**	32
	30+10	53 x 85	3038-+0**	32

**Motor run**

U <sub>N</sub> [Vac]	C <sub>N</sub> [μF]	Max. dimensions d x l [mm]	Ordering code B32335-*	Packing units
380	30+12	53 x 105	3072-+0**	32
	30+15	53 x 105	3067-+0**	32
	35+2	63.5 x 68	3081-+0**	28
	35+3	53 x 80	3059-+0**	32
	35+4	53 x 105	3039-+0**	32
	35+5	53 x 105	3040-+0**	32
	35+6	53 x 105	3085-+0**	32
	35+8	53 x 105	3058-+0**	32
	35+9.5	53 x 105	3052-+0**	32
	35+10	53 x 105	3041-+0**	32
	35+12	53 x 105	3079-+0**	32
	35+15	53 x 105	3074-+0**	32
	40+4	53 x 105	3090-+0**	32
	40+5	53 x 105	3042-+0**	32
	40+7.5	53 x 105	3086-+0**	32
	40+8	53 x 105	3047-+0**	32
	40+10	53 x 105	3043-+0**	32
	40+12	53 x 105	3075-+0**	32
	40+15	53 x 105	3078-+0**	32
	45+4	63 x 80	3106-+0**	28
	45+5	53 x 105	3044-+0**	32
	45+8	53 x 105	3071-+0**	32
	45+10	53 x 105	3045-+0**	32
	50+4	63.5 x 86	3046-+0**	28
	50+5	53 x 105	3048-+0**	32
	50+8	53 x 105	3049-+0**	32

**Motor run**

U <sub>N</sub> [Vac]	C <sub>N</sub> [μF]	Max. dimensions d x l [mm]	Ordering code B32335-*	Packing units
440	15+2	53 x 68	5020-+0**	32
	15+5	53 x 80	5023-+0**	32
	17,5+3	53 x 80	5130-+0**	32
	20+1,5	53 x 80	5108-+0**	32
	20+2	53 x 80	5027-+0**	32
	20+3	53 x 80	5028-+0**	32
	20+4	53 x 80	5050-+0**	32
	20+5	53 x 80	5029-+0**	32
	22+5	53 x 80	5030-+0**	32
	25+1,5	53 x 80	5109-+0**	32
	25+2.5	53 x 80	5054-+0**	32
	25+4	53 x 105	5033-+0**	32
	25+5	53 x 105	5034-+0**	32
	25+8	53 x 105	5051-+0**	32
	30+3	53 x 105	5073-+0**	32
	30+4	53 x 105	5036-+0**	32
	30+5	53 x 105	5037-+0**	32
	30+8	53 x 105	5080-+0**	32
	30+12	53 x 105	5072-+0**	32
	30+15	63.5 x 105	5067-+0**	28
35+5	53 x 105	5040-+0**	32	
40+3	53 x 105	5091-+0**	32	
40+4	53 x 105	5090-+0**	32	
40+10	63.5 x 105	5043-+0**	28	

**Notes for ordering code:**

1. Replace \* for the version, A (Epcos India design) or B (Icotron design), according to the drawings on pages 3 and 4
2. Replace + for capacitance tolerance: - J- ±5%, E- ±6%, K- ±10%
3. Replace \*\* for can
  - 50 - Aluminum can
  - 70 - Aluminum can with stud
    - M 8 fixing threaded bolt for ≤ φ 53mm.
    - M12 fixing threaded bolt for φ 63.5mm.

© EPCOS AG 2000. All Rights Reserved. Reproduction, publication and dissemination of this data sheet, enclosures hereto and the information contained therein without EPCOS' prior express consent is prohibited.

The information contained in this data sheet describes the type of component and shall not be considered as guaranteed characteristics. Purchase orders are subject to the General Conditions for the Supply of Products and Services of the Electrical and Electronics Industry recommended by the ZVEI (German Electrical and Electronic Manufacturers' Association), unless otherwise agreed.