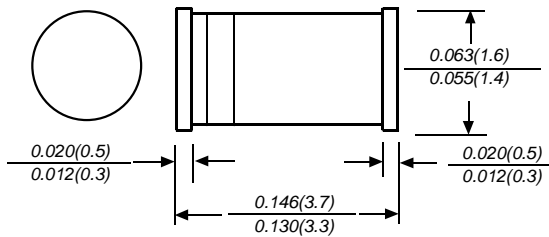


DL/ZMM52-G-SERIES
ZENER DIODES

Zener Voltage:2.4-56V Peak Pulse Power:500mW

MINI MELF



FEATURE

- ◆ Low zener impedance
- ◆ Low regulation factor
- ◆ Glass passivated junction
- ◆ High temperature soldering guaranteed:
260°C/10S at terminals
- ◆ Green Products in Compliance with the RoHS Directive

MECHANICAL DATA

Case: MINI MELF molded glass body

Terminals: Plated axial leads, solderable per MIL-STD 750, method 2026

Polarity: Color band denotes cathode end

Mounting Position: Any

Weight: 0.002 ounce,0.05 grams

Datasheet Directory

MAXIMUM RATINGS AND ELECTRICAL CHARACTERISTICS

Ratings at 25°C ambient temperature unless otherwise specified.

	SYMBOLS	VALUE	UNITS
Zener Current see Table Characteristics			
Power Dissipation at Tamb=25°C(Note 1)	P _{tot}	500	mW
Junction Temperature	T _j	200	°C
Storage Temperature Range	T _{STG}	-65 to + 200	°C
Thermal resistance junction ambient(Note 1)	R _{θJA}	0.3	K/mW
Forward voltage at I _F =200mA	V _F	1.1	V

Note 1: Valid provided that leads at a distance of 10mm from case are kept at ambient temperature

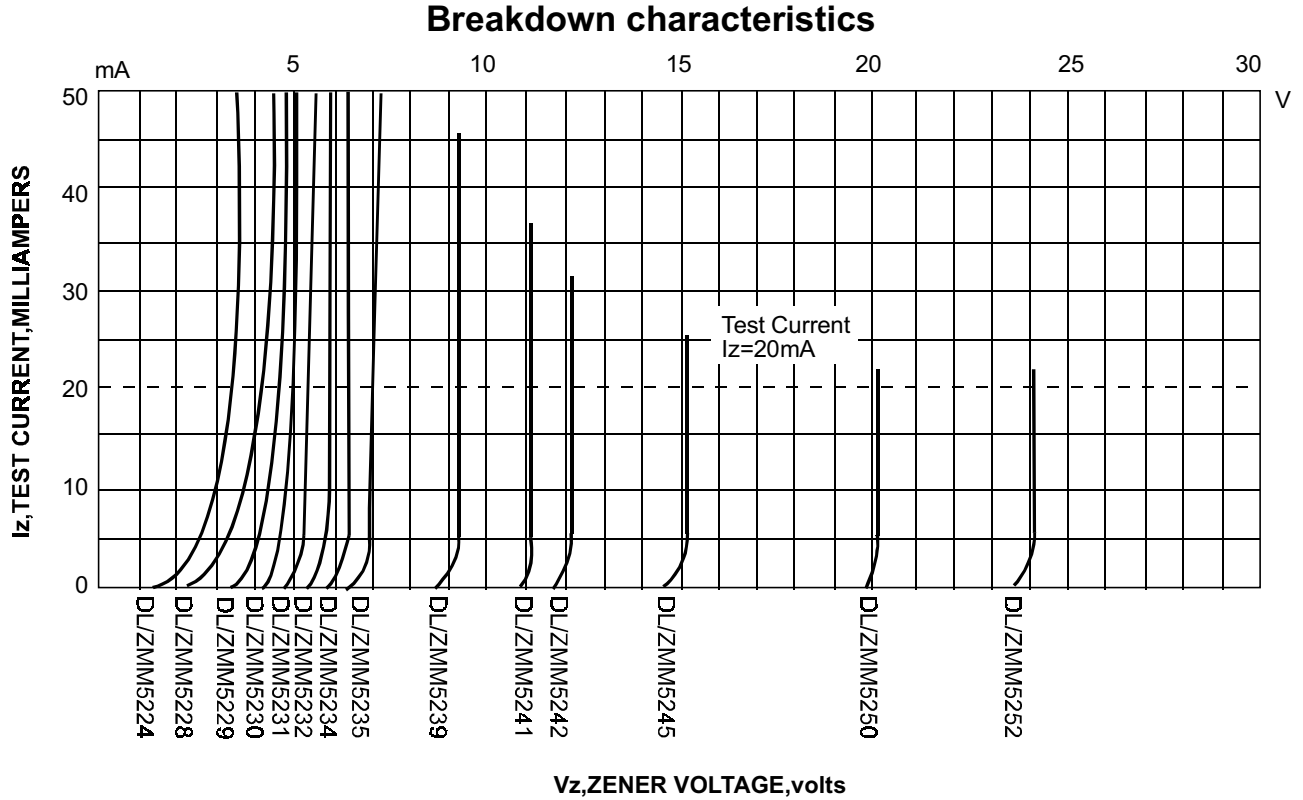
ELECTRICAL CHARACTERISTICS (at TA=25°C unless otherwise noted)

Device Type	Nominal Zener Voltage Vz@IzT (Volts)	Test Current IzT (mA)	Maximum Zener Impedance		Maximum Reverse Leakage Current		Typical Temperature Coefficient (%/°C)	Maximum Regulator Current IzM (mA)
			ZzT@IzT	Zzk@Izk=0.25mA	Ir	@VR		
			Ohms	Ohms	μA	Volts		
DL/ZMM5221B-G	2.4	20	30	1200	100	1.0	-0.085	191
DL/ZMM5222B-G	2.5	20	30	1250	100	1.0	-0.085	182
DL/ZMM5223B-G	2.7	20	30	1300	75	1.0	-0.080	168
DL/ZMM5224B-G	2.8	20	30	1400	75	1.0	-0.080	162
DL/ZMM5225B-G	3.0	20	29	1600	50	1.0	-0.075	151
DL/ZMM5226B-G	3.3	20	28	1600	25	1.0	-0.070	138
DL/ZMM5227B-G	3.6	20	24	1700	15	1.0	-0.065	126
DL/ZMM5228B-G	3.9	20	23	1900	10	1.0	-0.060	115
DL/ZMM5229B-G	4.3	20	22	2000	5.0	1.0	±0.055	106
DL/ZMM5230B-G	4.7	20	19	1900	5.0	2.0	±0.030	97
DL/ZMM5231B-G	5.1	20	17	1600	5.0	2.0	±0.030	89
DL/ZMM5232B-G	5.6	20	11	1600	5.0	3.0	+0.038	81
DL/ZMM5233B-G	6.0	20	7	1600	5.0	3.5	+0.038	76
DL/ZMM5234B-G	6.2	20	7	1000	5.0	4.0	+0.045	73
DL/ZMM5235B-G	6.8	20	5	750	3.0	5.0	+0.050	67
DL/ZMM5236B-G	7.5	20	6	500	3.0	6.0	+0.058	61
DL/ZMM5237B-G	8.2	20	8	500	3.0	6.5	+0.062	55
DL/ZMM5238B-G	8.7	20	8	600	3.0	6.5	+0.065	52
DL/ZMM5239B-G	9.1	20	10	600	3.0	7.0	+0.068	50
DL/ZMM5240B-G	10	20	17	600	3.0	8.0	+0.075	45
DL/ZMM5241B-G	11	20	22	600	2.0	8.4	+0.076	41
DL/ZMM5242B-G	12	20	30	600	1.0	9.1	+0.077	38
DL/ZMM5243B-G	13	9.5	13	600	0.5	9.9	+0.079	35
DL/ZMM5244B-G	14	9.0	15	600	0.1	10	+0.082	32
DL/ZMM5245B-G	15	8.5	16	600	0.1	11	+0.082	30
DL/ZMM5246B-G	16	7.8	17	600	0.1	12	+0.083	28
DL/ZMM5247B-G	17	7.4	19	600	0.1	13	+0.084	27
DL/ZMM5248B-G	18	7.0	21	600	0.1	14	+0.085	25
DL/ZMM5249B-G	19	6.6	23	600	0.1	14	+0.085	24
DL/ZMM5250B-G	20	6.2	25	600	0.1	15	+0.086	23
DL/ZMM5251B-G	22	5.6	29	600	0.1	17	+0.087	21.2
DL/ZMM5252B-G	24	5.2	33	600	0.1	18	+0.088	19.1
DL/ZMM5253B-G	25	5.0	35	600	0.1	19	+0.089	18.2
DL/ZMM5254B-G	27	4.6	41	600	0.1	21	+0.090	16.8
DL/ZMM5255B-G	28	4.5	44	600	0.1	21	+0.091	16.2
DL/ZMM5256B-G	30	4.2	49	600	0.1	23	+0.091	15.1
DL/ZMM5257B-G	33	3.8	58	700	0.1	25	+0.092	13.8
DL/ZMM5258B-G	36	3.4	70	700	0.1	27	+0.093	12.6
DL/ZMM5259B-G	39	3.2	80	800	0.1	30	+0.094	11.5
DL/ZMM5260B-G	43	3.0	93	900	0.1	33	+0.095	10.6
DL/ZMM5261B-G	47	2.7	150	1000	0.1	36	+0.095	9.7
DL/ZMM5262B-G	51	2.5	125	1100	0.1	39	+0.096	8.9
DL/ZMM5263B-G	56	2.2	150	1300	0.1	43	+0.096	8.1

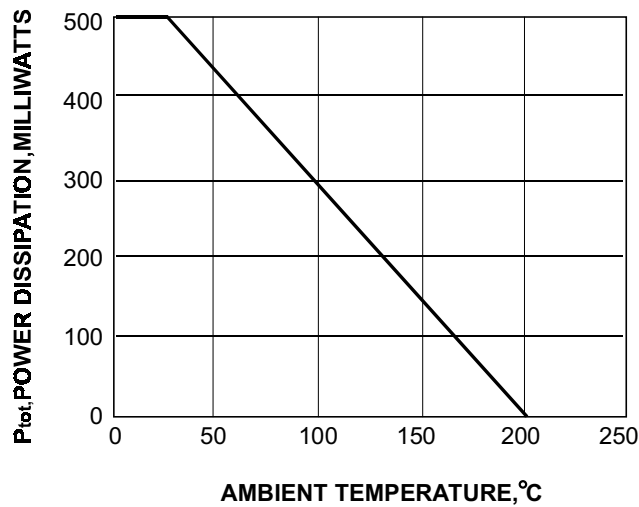
Note 1: Suffix "B" indicate ±5% tolerance

- 221 West Industry Court ■ Deer Park, NY 11729-4681 ■ (631) 586-7600 FAX (631) 242-9798 •
- World Wide Web Site - <http://www.sensitron.com> • E-Mail Address - sales@sensitron.com •

RATINGS AND CHARACTERISTIC CURVES DL/ZMM52-G SERIES



Admissible power dissipation versus ambient temperature
Valid provided that leads are kept at ambient temperature at a distance of 10mm from case



DISCLAIMER:

- 1- The information given herein, including the specifications and dimensions, is subject to change without prior notice to improve product characteristics. Before ordering, purchasers are advised to contact the Sensitron Semiconductor sales department for the latest version of the datasheet(s).
- 2- In cases where extremely high reliability is required (such as use in nuclear power control, aerospace and aviation, traffic equipment, medical equipment, and safety equipment), safety should be ensured by using semiconductor devices that feature assured safety or by means of users' fail-safe precautions or other arrangement.
- 3- In no event shall Sensitron Semiconductor be liable for any damages that may result from an accident or any other cause during operation of the user's units according to the datasheet(s). Sensitron Semiconductor assumes no responsibility for any intellectual property claims or any other problems that may result from applications of information, products or circuits described in the datasheets.
- 4- In no event shall Sensitron Semiconductor be liable for any failure in a semiconductor device or any secondary damage resulting from use at a value exceeding the absolute maximum rating.
- 5- No license is granted by the datasheet(s) under any patents or other rights of any third party or Sensitron Semiconductor.
- 6- The datasheet(s) may not be reproduced or duplicated, in any form, in whole or part, without the expressed written permission of Sensitron Semiconductor.
- 7- The products (technologies) described in the datasheet(s) are not to be provided to any party whose purpose in their application will hinder maintenance of international peace and safety nor are they to be applied to that purpose by their direct purchasers or any third party. When exporting these products (technologies), the necessary procedures are to be taken in accordance with related laws and regulations.