



P6SMBJ SERIES

SURFACE MOUNT TRANSIENT VOLTAGE SUPPRESSOR POWER 600 Watts

STAND-OFF VOLTAGE

5.0 to 220 Volts

SMB / DO-214AA

Unit : inch(mm)

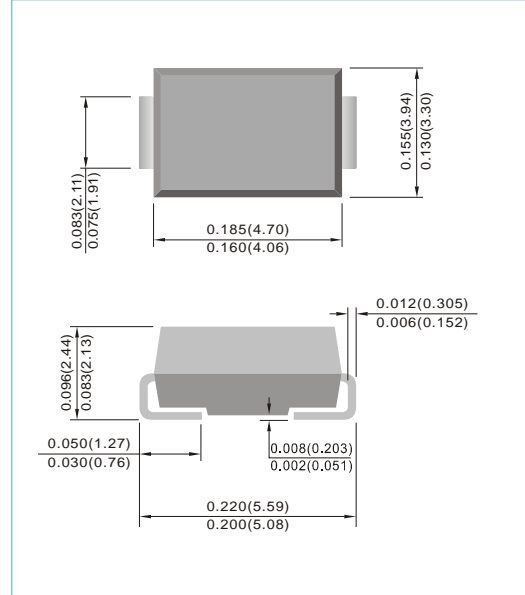
Recongnized File # E210467

FEATURES

- For surface mounted applications in order to optimize board space.
- Low profile package
- Built-in strain relief
- Glass passivated junction
- Low inductance
- Typical I_D less than 1.0 μ A above 10V
- Plastic package has Underwriters Laboratory Flammability Classification 94V-O
- High temperature soldering : 260°C /10 seconds at terminals
- Lead free in comply with EU RoHS 2002/95/EC directives

MECHANICAL DATA

- Case: JEDEC DO-214AA, Molded plastic over passivated junction.
- Terminals: Solder plated, solderable per MIL-STD-750, Method 2026
- Polarity: Color band denotes positive end (cathode)
- Standard Packaging: 12mm tape (EIA-481)
- Weight: 0.003 ounce, 0.093 gram



Datasheet Directory

DEVICES FOR BIPOLAR APPLICATIONS

For Bidirectional use C or CA Suffix for types P6SMBJ5.0 thru types P6SMBJ220.
Electrical characteristics apply in both directions.

MAXIMUM RATINGS AND CHARACTERISTICS

Rating at 25°C ambient temperature unless otherwise specified. Resistive or inductive load, 60Hz.
For Capacitive load derate current by 20%.

| Rating | Symbol | Value | Units |
|--|-----------------|-------------|--------|
| Peak Pulse Power Dissipation on 10/1000uS waveform (Notes 1,2, Fig.1) | P_{PPM} | 600 | Watts |
| Peak Forward Surge Current 8.3ms single half sine-wave superimposed on rated load (JEDEC Method) (Notes 2,3) | I_{FSM} | 100 | Amps |
| Peak Pulse Current on 10/1000us waveform(Note 1)Fig.3 | I_{PPM} | see Table 1 | Amps |
| Typical Thermal Resistance Junction to Air (Notes 2) | $R_{\theta JA}$ | 60 | °C / W |
| Operating Junction and Storage Temperature Range | T_J, T_{STG} | -55 to +150 | °C |

NOTES:

1. Non-repetitive current pulse, per Fig.3 and derated above $T_A = 25^\circ\text{C}$ per Fig. 2.
2. Mounted on 5.0mm² (0.13mm thick) land areas.
3. Measured on 8.3ms, single half sine-wave or equivalent square wave, duty cycle = 4 pulses per minute maximum.



P6SMBJ SERIES

| Part Number | | V _{RRM} | V _{BR} @ I _T | | | I _R @ V _{RRM} | | V _C @ I _{FP} | | Marking Code | |
|--|-------------|------------------|----------------------------------|-------|----------------|-----------------------------------|------|----------------------------------|------|--------------|----|
| | | | Min. | Max. | I _T | UNI- | BI- | V | A | UNI | BI |
| UNI | BI | V | V | V | mA | μA | μA | V | A | UNI | BI |
| 600W Transient Voltage Suppressor | | | | | | | | | | | |
| P6SMBJ5.0 | P6SMBJ5.0C | 5 | 6.4 | 7.55 | 10 | 800 | 1600 | 9.6 | 62.5 | KD | AD |
| P6SMBJ5.0A | P6SMBJ5.0CA | 5 | 6.4 | 7.25 | 10 | 800 | 1600 | 9.2 | 65.2 | KE | AE |
| P6SMBJ6.0 | P6SMBJ6.0C | 6 | 6.67 | 8.45 | 10 | 800 | 1600 | 11.4 | 52.6 | KF | AF |
| P6SMBJ6.0A | P6SMBJ6.0CA | 6 | 6.67 | 7.67 | 10 | 800 | 1600 | 10.3 | 58.3 | KG | AG |
| P6SMBJ6.5 | P6SMBJ6.5C | 6.5 | 7.22 | 9.14 | 10 | 500 | 1000 | 12.3 | 48.7 | KH | AH |
| P6SMBJ6.5A | P6SMBJ6.5CA | 6.5 | 7.22 | 8.30 | 10 | 500 | 1000 | 11.2 | 53.6 | KK | AK |
| P6SMBJ7.0 | P6SMBJ7.0C | 7 | 7.78 | 9.86 | 10 | 200 | 400 | 13.3 | 45.1 | KL | AL |
| P6SMBJ7.0A | P6SMBJ7.0CA | 7 | 7.78 | 8.95 | 10 | 200 | 400 | 12.0 | 50 | KM | AM |
| P6SMBJ7.5 | P6SMBJ7.5C | 7.5 | 8.33 | 10.67 | 1 | 100 | 200 | 14.3 | 42 | KN | AN |
| P6SMBJ7.5A | P6SMBJ7.5CA | 7.5 | 8.33 | 9.58 | 1 | 100 | 200 | 12.9 | 46.5 | KP | AP |
| P6SMBJ8.0 | P6SMBJ8.0C | 8 | 8.89 | 11.3 | 1 | 50 | 100 | 15.0 | 40 | KQ | AQ |
| P6SMBJ8.0A | P6SMBJ8.0CA | 8 | 8.89 | 10.23 | 1 | 50 | 100 | 13.6 | 44.1 | KR | AR |
| P6SMBJ8.5 | P6SMBJ8.5C | 8.5 | 9.44 | 11.92 | 1 | 10 | 20 | 15.9 | 37.7 | KS | AS |
| P6SMBJ8.5A | P6SMBJ8.5CA | 8.5 | 9.44 | 10.82 | 1 | 10 | 20 | 14.4 | 41.7 | KT | AT |
| P6SMBJ9.0 | P6SMBJ9.0C | 9 | 10 | 12.6 | 1 | 5 | 5 | 16.9 | 35.5 | KU | AU |
| P6SMBJ9.0A | P6SMBJ9.0CA | 9 | 10 | 11.5 | 1 | 5 | 5 | 15.4 | 39 | KV | AV |
| P6SMBJ10 | P6SMBJ10C | 10 | 11.1 | 14.1 | 1 | 5 | 5 | 18.8 | 31.9 | KW | AW |
| P6SMBJ10A | P6SMBJ10CA | 10 | 11.1 | 12.8 | 1 | 5 | 5 | 17 | 35.3 | KX | AX |
| P6SMBJ11 | P6SMBJ11C | 11 | 12.2 | 15.4 | 1 | 1 | 1 | 20.1 | 29.9 | KY | AY |
| P6SMBJ11A | P6SMBJ11CA | 11 | 12.2 | 14 | 1 | 1 | 1 | 18.2 | 33 | KZ | AZ |
| P6SMBJ12 | P6SMBJ12C | 12 | 13.3 | 16.9 | 1 | 1 | 1 | 22 | 27.3 | LD | BD |
| P6SMBJ12A | P6SMBJ12CA | 12 | 13.3 | 15.3 | 1 | 1 | 1 | 19.9 | 30.2 | LE | BE |
| P6SMBJ13 | P6SMBJ13C | 13 | 14.4 | 18.2 | 1 | 1 | 1 | 23.8 | 25.2 | LF | BF |
| P6SMBJ13A | P6SMBJ13CA | 13 | 14.4 | 16.5 | 1 | 1 | 1 | 21.5 | 27.9 | LG | BG |
| P6SMBJ14 | P6SMBJ14C | 14 | 15.6 | 19.8 | 1 | 1 | 1 | 25.8 | 23.3 | LH | BH |
| P6SMBJ14A | P6SMBJ14CA | 14 | 15.6 | 17.9 | 1 | 1 | 1 | 23.2 | 25.8 | LK | BK |
| P6SMBJ15 | P6SMBJ15C | 15 | 16.7 | 21.1 | 1 | 1 | 1 | 26.9 | 22.3 | LL | BL |
| P6SMBJ15A | P6SMBJ15CA | 15 | 16.7 | 19.2 | 1 | 1 | 1 | 24.4 | 24 | LM | BM |
| P6SMBJ16 | P6SMBJ16C | 16 | 17.8 | 22.6 | 1 | 1 | 1 | 28.8 | 20.8 | LN | BN |
| P6SMBJ16A | P6SMBJ16CA | 16 | 17.8 | 20.5 | 1 | 1 | 1 | 26 | 23.1 | LP | BP |
| P6SMBJ17 | P6SMBJ17C | 17 | 18.9 | 23.9 | 1 | 1 | 1 | 30.5 | 19.7 | LQ | BQ |
| P6SMBJ17A | P6SMBJ17CA | 17 | 18.9 | 21.7 | 1 | 1 | 1 | 27.6 | 21.7 | LR | BR |
| P6SMBJ18 | P6SMBJ18C | 18 | 20 | 25.3 | 1 | 1 | 1 | 32.2 | 18.6 | LS | BS |
| P6SMBJ18A | P6SMBJ18CA | 18 | 20 | 23.3 | 1 | 1 | 1 | 29.2 | 20.5 | LT | BT |
| P6SMBJ20 | P6SMBJ20C | 20 | 22.2 | 28.1 | 1 | 1 | 1 | 35.8 | 16.7 | LU | BU |
| P6SMBJ20A | P6SMBJ20CA | 20 | 22.2 | 25.5 | 1 | 1 | 1 | 32.4 | 18.5 | LV | BV |
| P6SMBJ22 | P6SMBJ22C | 22 | 24.4 | 30.9 | 1 | 1 | 1 | 39.4 | 15.2 | LW | BW |
| P6SMBJ22A | P6SMBJ22CA | 22 | 24.4 | 28 | 1 | 1 | 1 | 35.5 | 16.9 | LX | BX |
| P6SMBJ24 | P6SMBJ24C | 24 | 26.7 | 33.8 | 1 | 1 | 1 | 43 | 14 | LY | BY |
| P6SMBJ24A | P6SMBJ24CA | 24 | 26.7 | 30.7 | 1 | 1 | 1 | 38.9 | 15.4 | LZ | BZ |
| P6SMBJ26 | P6SMBJ26C | 26 | 28.9 | 36.6 | 1 | 1 | 1 | 46.6 | 12.4 | MD | CD |
| P6SMBJ26A | P6SMBJ26CA | 26 | 28.9 | 33.2 | 1 | 1 | 1 | 42.1 | 14.2 | ME | CE |
| P6SMBJ28 | P6SMBJ28C | 28 | 31.1 | 39.4 | 1 | 1 | 1 | 50 | 12 | MF | CF |
| P6SMBJ28A | P6SMBJ28CA | 28 | 31.1 | 35.8 | 1 | 1 | 1 | 45.4 | 13.2 | MG | CG |
| P6SMBJ30 | P6SMBJ30C | 30 | 33.3 | 42.2 | 1 | 1 | 1 | 53.5 | 11.2 | MH | CH |
| P6SMBJ30A | P6SMBJ30CA | 30 | 33.3 | 38.3 | 1 | 1 | 1 | 48.4 | 12.4 | MK | CK |
| P6SMBJ33 | P6SMBJ33C | 33 | 36.7 | 46.5 | 1 | 1 | 1 | 59 | 10.2 | ML | CL |
| P6SMBJ33A | P6SMBJ33CA | 33 | 36.7 | 42.2 | 1 | 1 | 1 | 53.3 | 11.3 | MM | CM |
| P6SMBJ36 | P6SMBJ36C | 36 | 40 | 50.7 | 1 | 1 | 1 | 64.3 | 9.3 | MN | CN |
| P6SMBJ36A | P6SMBJ36CA | 36 | 40 | 46 | 1 | 1 | 1 | 58.1 | 10.3 | MP | CP |
| P6SMBJ40 | P6SMBJ40C | 40 | 44.4 | 56.3 | 1 | 1 | 1 | 71.4 | 8.4 | MQ | CQ |
| P6SMBJ40A | P6SMBJ40CA | 40 | 44.4 | 51.1 | 1 | 1 | 1 | 64.5 | 9.3 | MR | CR |



P6SMBJ SERIES

| Part Number | | V _{RWM} | V _{BR} @ I _T | | | I _r @ V _{RWM} | | V _c @ I _{PP} | | Marking Code | |
|--|-------------|------------------|----------------------------------|-------|----------------|-----------------------------------|-----|----------------------------------|-----|--------------|----|
| | | | Min. | Max. | I _T | UNI- | BI- | V | A | UNI | BI |
| UNI | BI | V | V | V | mA | μA | μA | V | A | UNI | BI |
| 600W Transient Voltage Suppressor | | | | | | | | | | | |
| P6SMBJ43 | P6SMBJ43C | 43 | 47.8 | 60.5 | 1 | 1 | 1 | 76.7 | 7.8 | MS | CS |
| P6SMBJ43A | P6SMBJ43CA | 43 | 47.8 | 54.9 | 1 | 1 | 1 | 69.4 | 8.6 | MT | CT |
| P6SMBJ45 | P6SMBJ45C | 45 | 50 | 63.3 | 1 | 1 | 1 | 80.3 | 7.5 | MU | CU |
| P6SMBJ45A | P6SMBJ45CA | 45 | 50 | 57.5 | 1 | 1 | 1 | 72.7 | 8.3 | MV | CV |
| P6SMBJ48 | P6SMBJ48C | 48 | 53.3 | 67.5 | 1 | 1 | 1 | 85.5 | 7 | MW | CW |
| P6SMBJ48A | P6SMBJ48CA | 48 | 53.3 | 61.3 | 1 | 1 | 1 | 77.4 | 7.7 | MX | CX |
| P6SMBJ51 | P6SMBJ51C | 51 | 56.7 | 71.8 | 1 | 1 | 1 | 91.1 | 6.6 | MY | CY |
| P6SMBJ51A | P6SMBJ51CA | 51 | 56.7 | 65.2 | 1 | 1 | 1 | 82.4 | 7.3 | MZ | CZ |
| P6SMBJ54 | P6SMBJ54C | 54 | 60 | 76 | 1 | 1 | 1 | 96.3 | 6.2 | ND | DD |
| P6SMBJ54A | P6SMBJ54CA | 54 | 60 | 69 | 1 | 1 | 1 | 87.1 | 6.9 | NE | DE |
| P6SMBJ58 | P6SMBJ58C | 58 | 64.4 | 81.6 | 1 | 1 | 1 | 103 | 5.8 | NF | DF |
| P6SMBJ58A | P6SMBJ58CA | 58 | 64.4 | 74.1 | 1 | 1 | 1 | 93.6 | 6.4 | NG | DG |
| P6SMBJ60 | P6SMBJ60C | 60 | 66.7 | 84.5 | 1 | 1 | 1 | 107 | 5.6 | NH | DH |
| P6SMBJ60A | P6SMBJ60CA | 60 | 66.7 | 76.7 | 1 | 1 | 1 | 96.8 | 6.2 | NK | DK |
| P6SMBJ64 | P6SMBJ64C | 64 | 71.1 | 90.1 | 1 | 1 | 1 | 114 | 5.3 | NL | DL |
| P6SMBJ64A | P6SMBJ64CA | 64 | 71.1 | 81.8 | 1 | 1 | 1 | 103 | 5.8 | NM | DM |
| P6SMBJ70 | P6SMBJ70C | 70 | 77.8 | 98.6 | 1 | 1 | 1 | 125 | 4.8 | NN | DN |
| P6SMBJ70A | P6SMBJ70CA | 70 | 77.8 | 89.5 | 1 | 1 | 1 | 113 | 5.3 | NP | DP |
| P6SMBJ75 | P6SMBJ75C | 75 | 83.3 | 105.7 | 1 | 1 | 1 | 134 | 4.5 | NQ | DQ |
| P6SMBJ75A | P6SMBJ75CA | 75 | 83.3 | 95.8 | 1 | 1 | 1 | 121 | 4.9 | NR | DR |
| P6SMBJ78 | P6SMBJ78C | 78 | 86.7 | 109.8 | 1 | 1 | 1 | 139 | 4.3 | NS | DS |
| P6SMBJ78A | P6SMBJ78CA | 78 | 86.7 | 99.7 | 1 | 1 | 1 | 126 | 4.7 | NT | DT |
| P6SMBJ85 | P6SMBJ85C | 85 | 94.4 | 119.2 | 1 | 1 | 1 | 151 | 3.9 | NU | DU |
| P6SMBJ85A | P6SMBJ85CA | 85 | 94.4 | 108.2 | 1 | 1 | 1 | 137 | 4.4 | NV | DV |
| P6SMBJ90 | P6SMBJ90C | 90 | 100 | 126.5 | 1 | 1 | 1 | 160 | 3.8 | NW | DW |
| P6SMBJ90A | P6SMBJ90CA | 90 | 100 | 115.5 | 1 | 1 | 1 | 146 | 4.1 | NX | DX |
| P6SMBJ100 | P6SMBJ100C | 100 | 111 | 141 | 1 | 1 | 1 | 179 | 3.4 | NY | DY |
| P6SMBJ100A | P6SMBJ100CA | 100 | 111 | 128 | 1 | 1 | 1 | 162 | 3.7 | NZ | DZ |
| P6SMBJ110 | P6SMBJ110C | 110 | 122 | 154.5 | 1 | 1 | 1 | 196 | 3 | PD | ED |
| P6SMBJ110A | P6SMBJ110CA | 110 | 122 | 140.5 | 1 | 1 | 1 | 177 | 3.4 | PE | EE |
| P6SMBJ120 | P6SMBJ120C | 120 | 133 | 169 | 1 | 1 | 1 | 214 | 2.8 | PF | EF |
| P6SMBJ120A | P6SMBJ120CA | 120 | 133 | 153 | 1 | 1 | 1 | 193 | 3.1 | PG | EG |
| P6SMBJ130 | P6SMBJ130C | 130 | 144 | 182.5 | 1 | 1 | 1 | 231 | 2.6 | PH | EH |
| P6SMBJ130A | P6SMBJ130CA | 130 | 144 | 165.5 | 1 | 1 | 1 | 209 | 2.9 | PK | EK |
| P6SMBJ150 | P6SMBJ150C | 150 | 167 | 211.5 | 1 | 1 | 1 | 268 | 2.2 | PL | EL |
| P6SMBJ150A | P6SMBJ150CA | 150 | 167 | 192.5 | 1 | 1 | 1 | 243 | 2.5 | PM | EM |
| P6SMBJ160 | P6SMBJ160C | 160 | 178 | 226 | 1 | 1 | 1 | 287 | 2.1 | PN | EN |
| P6SMBJ160A | P6SMBJ160CA | 160 | 178 | 205 | 1 | 1 | 1 | 259 | 2.3 | PP | EP |
| P6SMBJ170 | P6SMBJ170C | 170 | 189 | 239.5 | 1 | 1 | 1 | 304 | 2 | PQ | EQ |
| P6SMBJ170A | P6SMBJ170CA | 170 | 189 | 217.5 | 1 | 1 | 1 | 275 | 2.2 | PR | ER |
| P6SMBJ180 | P6SMBJ180C | 180 | 198 | 253.8 | 1 | 1 | 1 | 322 | 1.9 | PS | ES |
| P6SMBJ180A | P6SMBJ180CA | 180 | 198 | 230.4 | 1 | 1 | 1 | 292 | 2.1 | PT | ET |
| P6SMBJ190 | P6SMBJ190C | 190 | 209 | 267.9 | 1 | 1 | 1 | 340 | 1.8 | PU | EU |
| P6SMBJ190A | P6SMBJ190CA | 190 | 209 | 243.2 | 1 | 1 | 1 | 308 | 2 | PV | EV |
| P6SMBJ200 | P6SMBJ200C | 200 | 220 | 282 | 1 | 1 | 1 | 358 | 1.7 | PW | EW |
| P6SMBJ200A | P6SMBJ200CA | 200 | 220 | 256 | 1 | 1 | 1 | 324 | 1.9 | PX | EX |
| P6SMBJ210 | P6SMBJ210C | 210 | 231 | 296.1 | 1 | 1 | 1 | 376 | 1.6 | PY | EY |
| P6SMBJ210A | P6SMBJ210CA | 210 | 231 | 268.8 | 1 | 1 | 1 | 340 | 1.8 | PZ | EZ |
| P6SMBJ220 | P6SMBJ220C | 220 | 242 | 310.2 | 1 | 1 | 1 | 394 | 1.5 | QD | FD |
| P6SMBJ220A | P6SMBJ220CA | 220 | 242 | 281.6 | 1 | 1 | 1 | 356 | 1.7 | QE | FE |



P6SMBJ SERIES

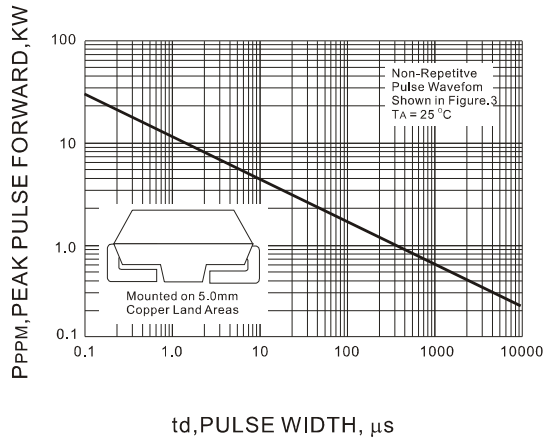


Fig.1 PEAK PULSE POWER RATING CURVE

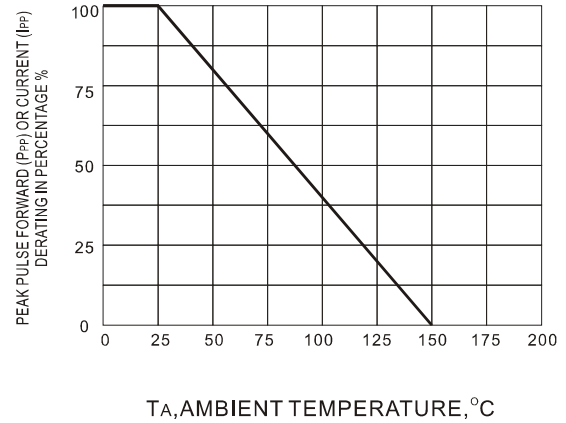


Fig.2 DERATING CURVE

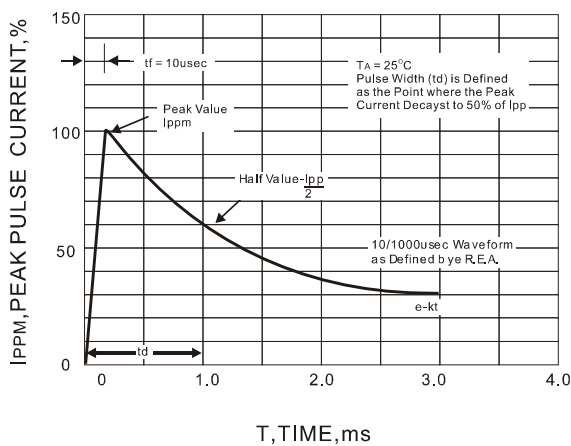


Fig.3 PULSE WAVEFORM

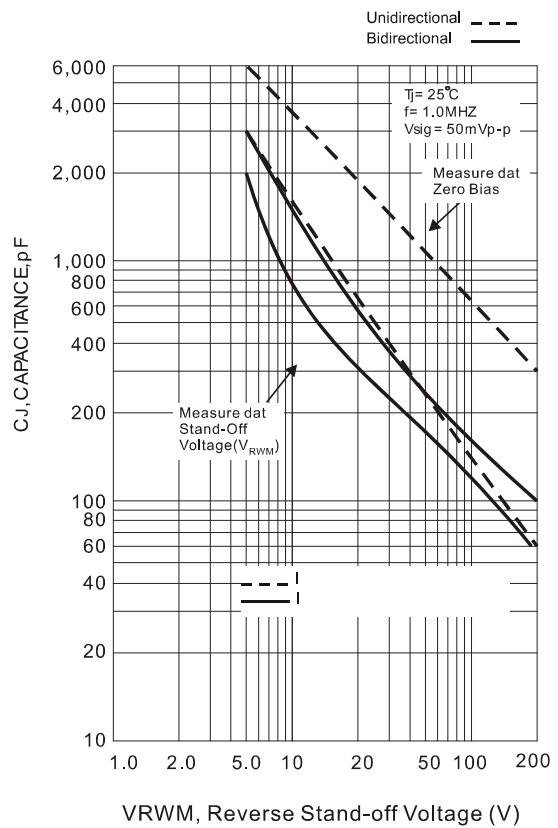


Fig.4 TYPICAL CAPACITANCE

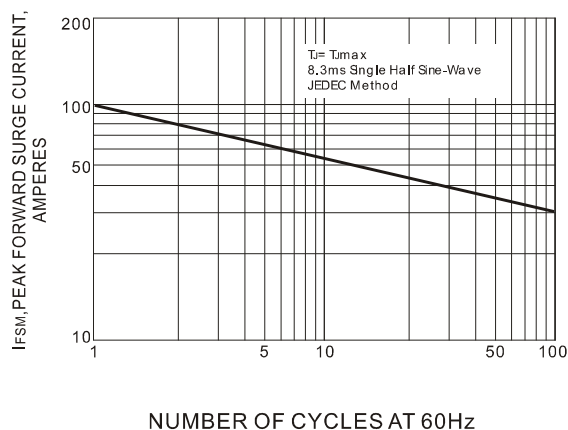
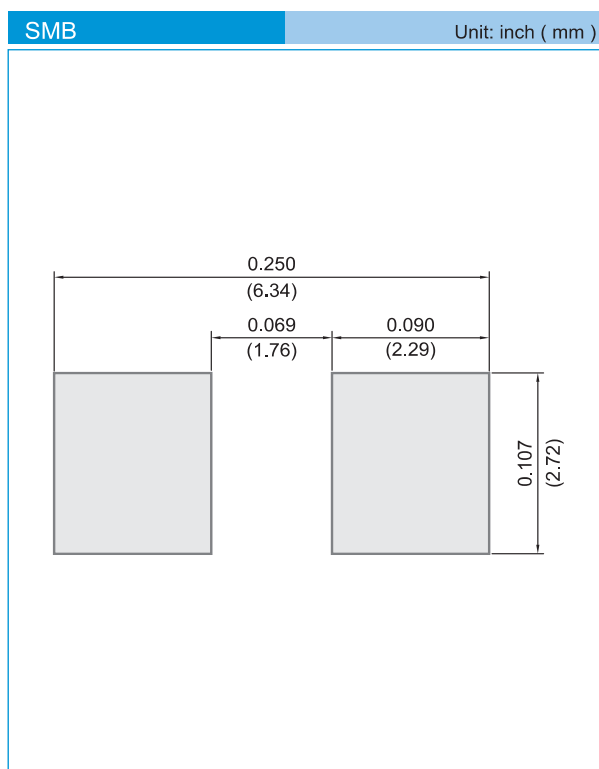


Fig.5 MAXIMUM NON-REPETITIVE PEAK FORWARD SURGE CURRENT



P6SMBJ SERIES

MOUNTING PAD LAYOUT



ORDER INFORMATION

- Packing information
 - T/R - 3K per 13" plastic Reel
 - T/R - 0.5Kper 7" plastic Reel

LEGAL STATEMENT

Copyright PanJit International, Inc 2012

The information presented in this document is believed to be accurate and reliable. The specifications and information herein are subject to change without notice. Pan Jit makes no warranty, representation or guarantee regarding the suitability of its products for any particular purpose. Pan Jit products are not authorized for use in life support devices or systems. Pan Jit does not convey any license under its patent rights or rights of others.

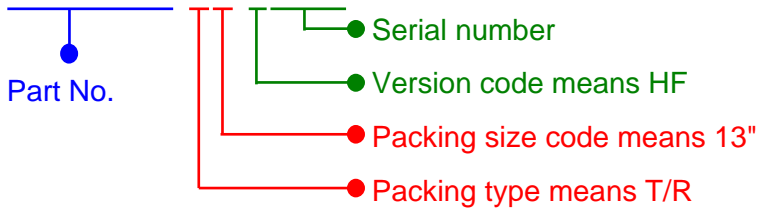


P6SMBJ SERIES

Part No_packing code_Version

For example :

RB500V-40_R2_00000



| Packing Code XX | | | | Version Code XXXXX | | |
|------------------------|----------------------------|-------------------|----------------------------|---------------------------|----------------------------|---|
| Packing type | 1st Code | Packing size code | 2nd Code | HF or RoHS | 1st Code | 2nd~5th Code |
| T/B | A | N/A | 0 | HF | 0 | serial number |
| T/R | R | 7" | 1 | RoHS | 1 | serial number |
| B/P | B | 13" | 2 | | | |
| T/P | T | 26mm | X | | | |
| TRR | S | 52mm | Y | | | |
| TRL | L | PBCU | U | | | |
| FORMING | F | PBCD | D | | | |