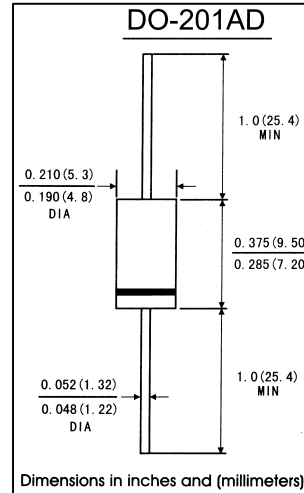


FEATURES

- . The plastic package has Underwrites Laboratory Flammability Classification 94V-0
- . Construction utilizes void-free molded plastic technique
- . High surge current capability
- . 3.0A operation at $T_L=75^{\circ}C$ with no thermal runaway
- . Typical T_R less than $0.1 \mu A$
- . High temperature soldering guaranteed: $250^{\circ}C/10$ seconds,
- . 0.375"(9.5mm)lead length,5lbs.(2.3kg)tension

MECHANICAL DATA

- . **Case:** JEDEC DO-15 molded plastic body
- . **Terminals:** lead solderable per MIL-STD-750,method 2026
- . **Polarity:** Color band denotes cathode end
- . **Mounting Position:** Any
- . **Weight:** 0.042 ounce, 1.19 gram



MAXIMUM RATINGS AND ELECTRICAL CHARACTERISTICS

(Ratings at $25^{\circ}C$ ambient temperature unless otherwise specified,Single phase,half wave 60Hz,resistive or inductive load. For capacitive load,derate by 20%)

	Symbols	1N 5400	1N 5401	1N 5402	1N 5403	1N 5404	1N 5405	1N 5406	1N 5407	1N 5408	Units
Maximum repetitive peak reverse voltage	V _{RRM}	50	100	200	300	400	500	600	800	1000	Volts
Maximum RMS voltage	V _{RMS}	35	70	140	210	280	350	420	560	700	Volts
Maximum DC blocking voltage	V _{DC}	50	100	200	300	400	500	600	800	1000	Volts
Macimum average forward rectified current 0.375"(9.5mm)lead length at $T_A=70^{\circ}C$	I _(AV)	3.0									Amps
Peak forward surge current 8.3ms sing-wave superimposed on rated load (JEDEC method) $T_A=70^{\circ}C$	I _{FSM}	200.0									Amps
Maximum instantaneous forward voltage at 1.5 A	V _F	1.1									Volts
Maximum reverse current at rated DC blocking voltage	I _R	10.0									μA
		300.0									
Typeical thermal resistance(Note 2)	R θ_{JA}	20.0									$^{\circ}C/W$
Typical junction Capacitance(Note 1)	C _J	35.0									pF
Maximum DC Blocking Voltage temperature	T _A	+150.0									$^{\circ}C$
Operating and storage temperature range	T _J T _{STG}	-50 to +175									$^{\circ}C$

Notes: 1. Measured at 1MHz and applied reverse voltage of 4.0V DC

2.Thermal resistance from junction to ambient and from junction lead at 0.375"(9.5mm)lead length,

P.C.B. Mounted

RATINGS AND CHARACTERISTIC CURVES 1N5400 THRU 1N5408

FIG.1-FORWARD CURRENT DERATING CURVE

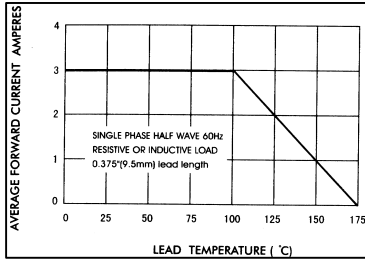


FIG.3-MAXIMUM NON-REPETITIVE PEAK FORWARD SURGE CURRENT

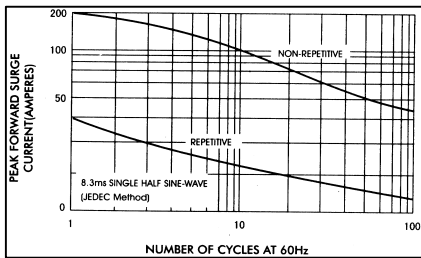


FIG.5-TYPICAL JUNCTION CAPACITANCE

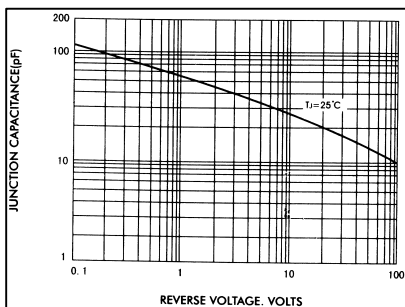


FIG.2-TYPICAL INSTANTANEOUS FORWARD CHARACTERISTICS

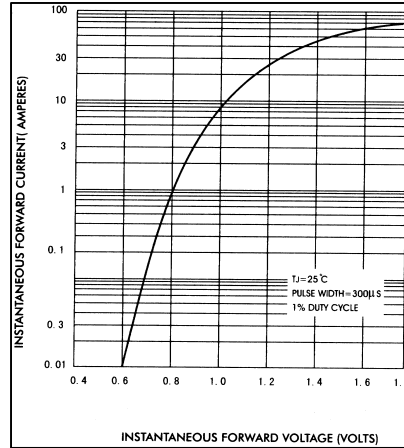


FIG.4-TYPICAL REVERSE CHARACTERISTICS

