

# A/AH ATTENUATORS

SMA, up to 23 GHz, 2 Watts

## SPECIFICATIONS:

Models: A, AH

**RoHS**  
Compliant

**AEROFLEX**  
A passion for performance.

### Electrical:

Frequency Range \_\_\_\_\_ DC - 23.0 GHz  
 Standard Freq. Values \_\_\_\_\_ 2.5, 6, 18 & 23 GHz  
 Standard dB Values\* \_\_\_\_\_ 0-10, 12, 15, 20, & 30 dB  
In 1 dB Increments

Attenuation Accuracy \_\_\_\_\_ DC - 18 GHz \_\_\_\_\_ 18 - 23 GHz  
 0 - 6 dB \_\_\_\_\_ ±0.3 dB \_\_\_\_\_ ±0.4 dB  
 7 - 20 dB \_\_\_\_\_ ±0.5 dB \_\_\_\_\_ ±0.6 dB  
 21 - 30 dB \_\_\_\_\_ ±0.75 dB \_\_\_\_\_ ±0.8 dB  
 40 dB \_\_\_\_\_ ± 1.5 dB

### VSWR

DC - 4 GHz \_\_\_\_\_ 1.15:1 Max.  
 4 - 8 GHz \_\_\_\_\_ 1.20:1 Max.  
 8 - 12.4 GHz \_\_\_\_\_ 1.25:1 Max.  
 12.4 - 18 GHz \_\_\_\_\_ 1.35:1 Max.  
 18 - 23 GHz \_\_\_\_\_ 1.40:1 Max.

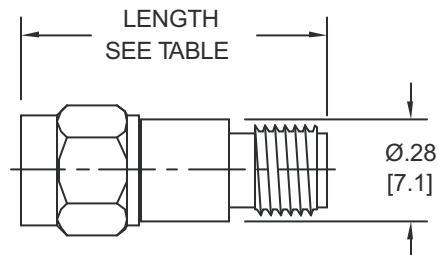
Input Power \_\_\_\_\_ 2 Watts Avg. @ 25°C  
Derated Linearly to 0.5 Watts @ +125°C

Peak Power \_\_\_\_\_ 250 Watts Max.  
(5uSec Pulse, .05% Duty Cycle)

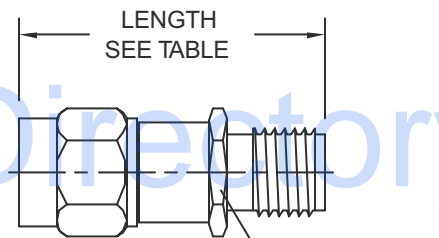
Impedance \_\_\_\_\_ 50 Ohms  
 Operating Temp Range \_\_\_\_\_ -65°C to +125°C

### Mechanical:

SMA Connectors \_\_\_\_\_ Passivated Stainless Steel  
Mates with MIL-STD-348  
 Conductors \_\_\_\_\_ Gold Plated Beryllium Copper



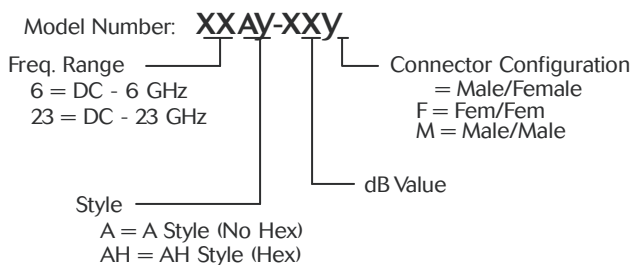
A STYLE



AH STYLE — 5/16 [7.9] Hex

Connector Configuration	LENGTH			
	0 - 12 dB		13 - 30 dB	
	Inches	Millimeters	Inches	Millimeters
Male/Female	.86 ±.03	[21.8 ±0.8]	.99 ±.03	[25.1 ±0.8]
Male/Male	.98 ±.03	[24.9 ±0.8]	1.11 ±.03	[28.2 ±0.8]
Female/Female	.87 ±.03	[22.1 ±0.8]	1.00 ±.03	[25.4 ±0.8]

## HOW TO ORDER:



## Ordering Examples:

Model Number: **18A-20**  
 DC - 18 GHz; 20 dB; SMA - Male/Fem; Style A

Model Number: **18AH-6F**  
 DC - 18 GHz; 6 dB; SMA - Fem/Fem; Style AH

Model Number: **6AH-3M**  
 DC - 6 GHz; 3 dB; SMA - Male/Male; Style AH

Model Number: **23A-30**  
 DC - 23 GHz; 30 dB; SMA - Male/Fem; Style A

Note: Dimensions in Brackets are Expressed in Millimeters and are for Reference Only.  
 \*Other dB values, units that operate over a more specific frequency band and/or offer very low return loss (VSWR); gold plated units and/or connectors optimized for RF leakage also available.

23A-ATT: REV K (M)



Aeroflex / Inmet, Inc. • 300 Dino Drive, Ann Arbor, MI 48103 • U.S.A.  
 888-244-6638 or 734-426-5553 • FAX: 734-426-5557  
 www.aeroflex.com/inmet • inmet-sales@eroflex.com