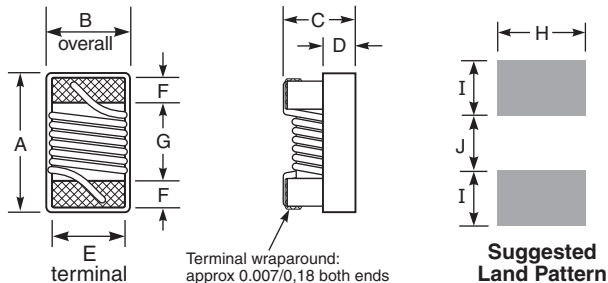


# Chip Inductors for Critical Applications ST235RAG

- Higher Q and lower DCR than other 0402 inductors
- Very high SRF values – as high as 16 GHz
- Excellent current handling capability – up to 2300 mA
- 39 inductance values from 1.0 to 40 nH



A max		B		C max		
0.045		0.020 – 0.028		0.024		inches
1,14		0,51 – 0,71		0,61		mm
D	E	F	G	H	I	J
0.010	0.020	0.008	0.024	0.026	0.014	0.020
0,25	0,51	0,20	0,61	0,66	0,36	0,51

Note: Dimensions are before optional solder application. For maximum overall dimensions including solder, add 0.0025 in / 0,064 mm to B and 0.006 in / 0,15 mm to A and C.

**Core material** Ceramic

**Terminations** RoHS compliant silver-palladium-platinum-glass frit. Other terminations available at additional cost.

**Weight** 0.7 – 1.0 mg

**Ambient temperature** –40°C to +125°C with I<sub>max</sub> current, +125°C to +140°C with derated current

**Storage temperature** Component: –55°C to +140°C. Tape and reel packaging: –55°C to +80°C

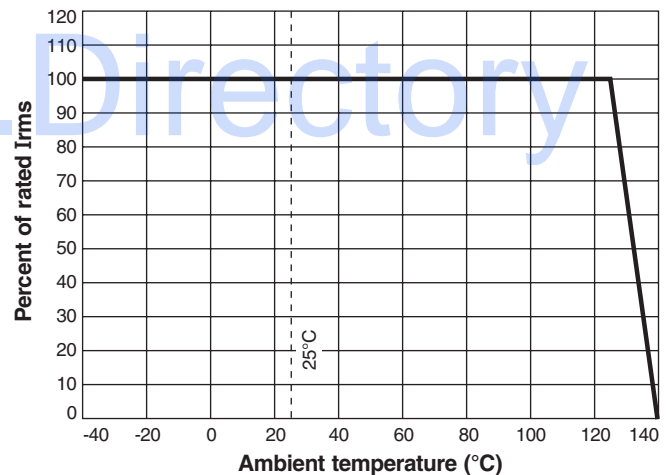
**Resistance to soldering heat** Max three 40 second reflows at +260°C, parts cooled to room temperature between cycles

**Temperature Coefficient of Inductance (TCL)** +25 to +125 ppm/°C

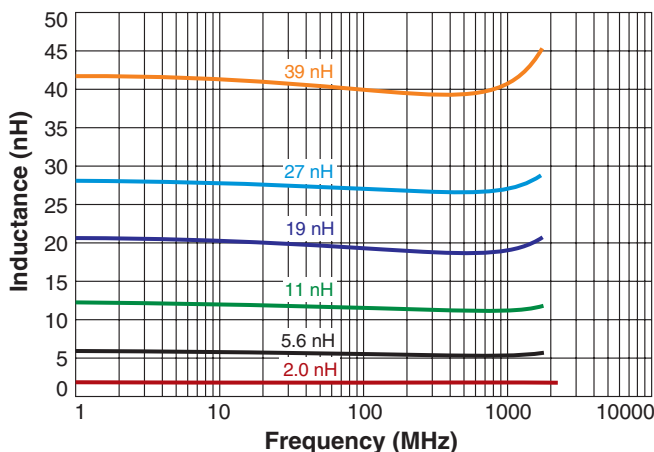
**Moisture Sensitivity Level (MSL)** 1 (unlimited floor life at <30°C / 85% relative humidity)

**Packaging** 2000 per 7" reel Paper tape: 8 mm wide, 0.66 mm thick, 2 mm pocket spacing

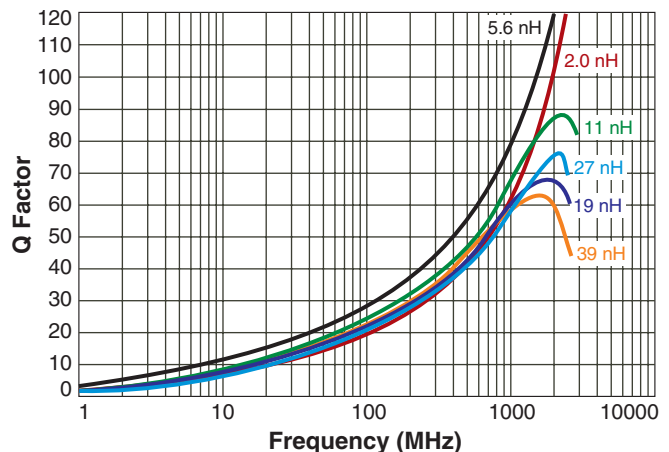
## Current Derating



## Typical L vs Frequency



## Typical Q vs Frequency



1102 Silver Lake Road  
Cary, IL 60013  
Phone 800-981-0363

© Coilcraft, Inc. 2013

Fax 847-639-1508  
Email cps@coilcraft.com  
www.coilcraft-cps.com

Document ST526-1 Revised 06/13/13

This product may not be used in medical or high risk applications without prior Coilcraft approval. Specifications subject to change without notice. Please check our web site for latest information.

# ST235RAG Series (0402)

Part number <sup>1</sup>	Inductance <sup>2</sup> (nH)	Percent tolerance	Test freq (MHz)	Q min at test freq	900 MHz		1.7 GHz		SRF min <sup>4</sup> (GHz)	DCR max <sup>5</sup> (Ohms)	Imax (mA)
					L typ	Q typ <sup>3</sup>	L typ	Q typ <sup>3</sup>			
ST235RAG1N0JLZ	1.0	5	250	18	0.97	46	0.99	72	>5.00	0.030	700
ST235RAG2N0JLZ	2.0	5	250	21	1.96	58	1.98	85	>5.00	0.038	700
ST235RAG2N2JLZ	2.2	5	250	24	2.17	60	2.17	86	>5.00	0.038	700
ST235RAG2N4_LZ	2.4	5,2	250	26	2.37	60	2.38	83	>5.00	0.042	700
ST235RAG2N7_LZ	2.7	5,2	250	18	2.66	62	2.68	85	>5.00	0.090	510
ST235RAG3N3_LZ	3.3	5,2	250	26	3.26	66	3.28	95	>5.00	0.045	700
ST235RAG3N6_LZ	3.6	5,2	250	31	3.56	65	3.58	94	>5.00	0.045	700
ST235RAG3N9_LZ	3.9	5,2	250	31	3.87	64	3.91	98	>5.00	0.045	700
ST235RAG4N3_LZ	4.3	5,2	250	25	4.26	63	4.33	90	>5.00	0.055	700
ST235RAG4N7_LZ	4.7	5,2	250	24	4.67	58	4.74	83	>5.00	0.085	700
ST235RAG5N1_LZ	5.1	5,2	250	18	5.07	54	5.16	76	>5.00	0.125	510
ST235RAG5N6_LZ	5.6	5,2	250	29	5.56	73	5.66	105	4.70	0.055	700
ST235RAG6N2_LZ	6.2	5,2	250	27	6.18	73	6.25	100	4.20	0.055	700
ST235RAG6N8_LZ	6.8	5,2	250	27	6.78	68	6.97	94	4.00	0.070	700
ST235RAG7N5_LZ	7.5	5,2	250	23	7.49	60	7.77	82	3.80	0.100	690
ST235RAG8N2_LZ	8.2	5,2	250	27	8.10	68	8.40	95	3.80	0.065	700
ST235RAG8N7_LZ	8.7	5,2	250	26	8.73	66	9.04	95	3.40	0.070	700
ST235RAG9N0_LZ	9.0	5,2	250	30	8.99	67	9.21	92	3.60	0.080	700
ST235RAG9N5_LZ	9.5	5,2	250	25	9.52	64	9.97	90	3.40	0.090	700
ST235RAG10N_LZ	10	5,2	250	24	9.98	62	10.4	90	3.20	0.110	700
ST235RAG11N_LZ	11	5,2	250	27	11.0	68	11.6	98	3.20	0.065	700
ST235RAG12N_LZ	12	5,2	250	27	12.0	66	12.6	100	3.00	0.100	700
ST235RAG13N_LZ	13	5,2	250	23	13.1	62	13.9	82	2.95	0.155	600
ST235RAG15N_LZ	15	5,2	250	25	15.1	62	16.0	85	2.70	0.115	700
ST235RAG16N_LZ	16	5,2	250	26	16.2	57	17.3	77	2.55	0.150	580
ST235RAG18N_LZ	18	5,2	250	25	18.2	58	19.5	74	2.40	0.125	650
ST235RAG19N_LZ	19	5,2	250	25	19.2	61	20.7	88	2.20	0.150	600
ST235RAG20N_LZ	20	5,2	250	24	20.3	58	22.0	76	2.15	0.185	520
ST235RAG22N_LZ	22	5,2	250	26	22.3	60	24.4	74	1.80	0.165	570
ST235RAG23N_LZ	23	5,2	250	25	23.3	60	25.5	77	1.75	0.165	520
ST235RAG24N_LZ	24	5,2	250	25	24.5	55	27.1	71	1.75	0.210	480
ST235RAG25N_LZ	25	5,2	250	24	25.5	57	28.3	73	1.75	0.260	440
ST235RAG26N_LZ	26	5,2	250	24	26.6	56	29.3	74	1.75	0.290	440
ST235RAG27N_LZ	27	5,2	250	24	27.3	62	29.5	86	1.75	0.350	340
ST235RAG30N_LZ	30	5,2	250	25	30.8	61	35.0	87	1.75	0.350	340
ST235RAG33N_LZ	33	5,2	250	25	34.0	61	38.3	80	1.65	0.310	340
ST235RAG36N_LZ	36	5,2	250	25	37.1	59	42.2	76	1.65	0.390	320
ST235RAG39N_LZ	39	5,2	250	25	40.5	56	47.0	84	1.65	0.420	320
ST235RAG40N_LZ	40	5,2	250	24	41.3	56	47.4	75	1.65	0.420	320

1. When ordering, specify **tolerance, termination and testing** codes:

**ST235RAGR10GLZ**

**Tolerance:** G = 2% J = 5%

**Termination:** L = RoHS compliant silver-palladium-platinum-glass frit.

**Special order:**

**T** = RoHS tin-silver-copper (95.5/4/0.5) over silver-palladium-platinum-glass frit

**S** = non-RoHS tin-lead (63/37) over silver-palladium-platinum-glass frit.

**R** = Tin over nickel over silver-platinum-glass frit.

**Q** = RoHS tin-silver-copper (95.5/4/0.5) over tin over nickel over silver-platinum-glass frit.

**P** = non-RoHS tin-lead (63/37) over tin over nickel over silver-platinum-glass frit.

**Testing:** Z = COTS

H = Group A screening per Coilcraft CP-SA-10001

2. Inductance measured at 250 MHz using a Coilcraft SMD-F fixture in an Agilent/HP 4286A impedance analyzer or equivalent with Coilcraft-provided correlation pieces.

3. Q measured using an Agilent/HP 4291A with an Agilent/HP 16197 test fixture or equivalents.

4. SRF measured using an Agilent/HP 8753ES network analyzer or equivalent and a Coilcraft CCF1232 test fixture.

5. DCR measured on a Keithley 580 micro-ohmmeter and a Coilcraft CCF1192 test fixture.

6. Electrical specifications at 25°C.

Refer to Doc 362 "Soldering Surface Mount Components" before soldering.



CRITICAL PRODUCTS & SERVICES

1102 Silver Lake Road  
Cary, IL 60013  
Phone 800-981-0363

Fax 847-639-1508  
Email cps@coilcraft.com  
www.coilcraft-cps.com

Document ST526-2 Revised 06/13/13

This product may not be used in medical or high risk applications without prior Coilcraft approval. Specifications subject to change without notice. Please check our web site for latest information.