

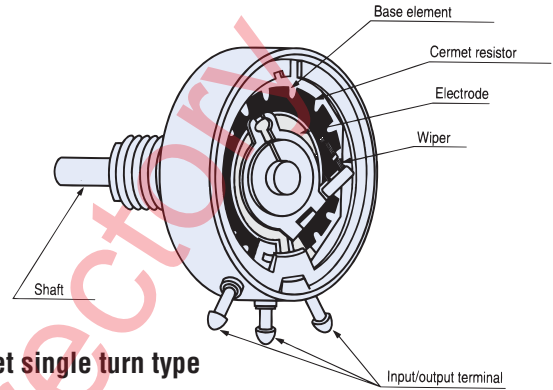
CERMET SINGLE TURN TYPE

JP-30B

RoHS compliant



Basic construction



Cermet single turn type

FEATURES

- Cost effective (In house comparison)
- High resolution (Essentially infinite)
- RoHS compliant

STANDARD SPECIFICATIONS

PART NUMBER DESIGNATION

JP-30B-1k

Series name

JP-30B : For manual setting

Nominal resistance value (Ω)

500, 1 k, 2 k, 5 k, 10 k, 20 k, 50 k, 100 k

Item	Part number	JP-30B
Resistance tolerance	%	± 2
Resolution		Essentially infinite
Independent linearity	%	± 0.5
Effective electrical angle		300° ± 1°
Mechanical angle		300° ^{+20°} _{-0°}
Power rating (at 40 °C)	W	1.5
Dielectric strength	Vrms	1000 1 min
Insulation resistance	MΩ minimum	1000 (at DC500 V)
Rotational torque	mN·m {gf·cm}	2.94 ~ 14.7 {30 ~ 150}
Stop strength	N·m {kgf·cm} maximum	0.490 {5}
Peak noise		2 % or 100 Ω, whichever is greater
Temp. coefficient of resistance	10 ⁻⁶ /°C	± 150
Operating temp. range	°C	-55 ~ 85
Maximum rotational speed	r/min	150
Rotational life		100 thousand cycles
Net weight	g	Approx. 26
Strength of tighten screw		0.98 N·m {10 kgf·cm} maximum

※ Perform soldering of the terminals at 380 °C for no more three seconds, and avoid applying excess heat. Also, avoid applying outside force to the terminals.

In case of using multiturn potentiometers, when rotating the shaft to the mechanical limit, apply torque below the strength of the stopper. Also, give due consideration to thrust and radial loading.

LIST OF PART NUMBERS

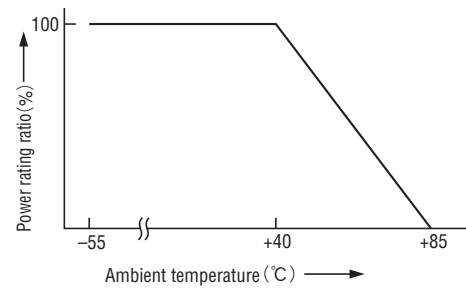
Application	Series name	Nominal resistance value	Part number
For manual setting	JP-30B	500 Ω	JP-30B 500
		1 kΩ	JP-30B 1 k
		2 kΩ	JP-30B 2 k
		5 kΩ	JP-30B 5 k
		10 kΩ	JP-30B 10 k
		20 kΩ	JP-30B 20 k
		50 kΩ	JP-30B 50 k
		100 kΩ	JP-30B 100 k

※ Verify the above part numbers when placing orders.

NOMINAL RESISTANCE VALUE · RATED VOLTAGE · RATED CURRENT

Nominal resistance value (Ω)	JP-30B	
	Rated voltage (V)	Rated current (mA)
500	27.3	54.7
1 k	38.7	38.7
2 k	54.7	27.3
5 k	86.6	17.3
10k	122	12.2
20 k	173	8.66
50 k	273	5.47
100 k	387	3.87

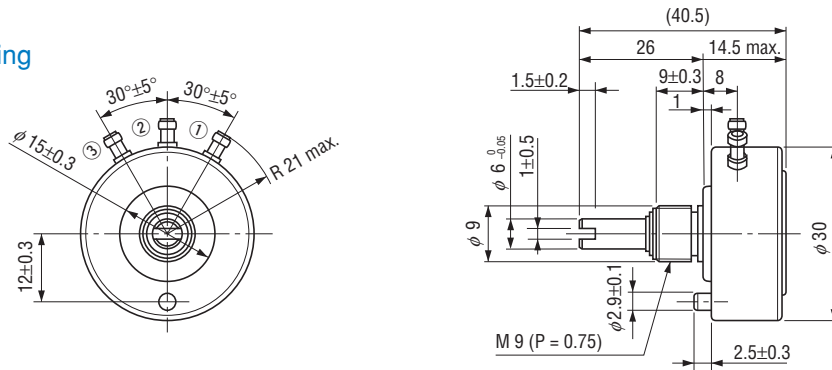
RATED POWER DERATING CURVE



OUTLINE DIMENSIONS

JP-30B

For manual setting



Unless otherwise specified, tolerance: ± 0.5 (Unit: mm)

(Accessories)

