

Silicon NPN Epitaxial Planar Transistor (Complement to type 2SA1215)

Application : Audio and General Purpose

**Absolute maximum ratings** (Ta=25°C)

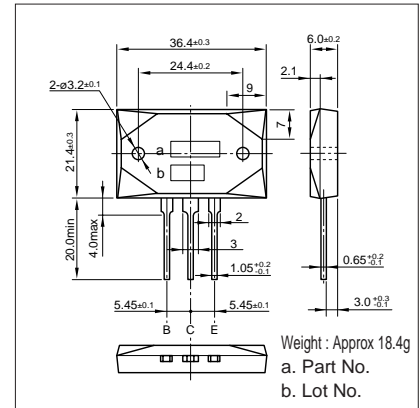
Symbol	Ratings	Unit
V <sub>CB0</sub>	160	V
V <sub>CE0</sub>	160	V
V <sub>EB0</sub>	5	V
I <sub>c</sub>	15	A
I <sub>B</sub>	4	A
P <sub>c</sub>	150(T <sub>C</sub> =25°C)	W
T <sub>j</sub>	150	°C
T <sub>stg</sub>	-55 to +150	°C

**Electrical Characteristics** (Ta=25°C)

Symbol	Conditions	Ratings	Unit
I <sub>CB0</sub>	V <sub>CB</sub> =160V	100max	μA
I <sub>EB0</sub>	V <sub>EB</sub> =5V	100max	μA
V <sub>(BR)CEO</sub>	I <sub>c</sub> =25mA	160min	V
h <sub>FE</sub>	V <sub>CE</sub> =4V, I <sub>c</sub> =5A	50min*	
V <sub>CE(sat)</sub>	I <sub>c</sub> =5A, I <sub>B</sub> =0.5A	2.0max	V
f <sub>r</sub>	V <sub>CE</sub> =12V, I <sub>E</sub> =-2A	60typ	MHz
COB	V <sub>CB</sub> =10V, f=1MHz	200typ	pF

\*h<sub>FE</sub> Rank  $\bar{O}$ (50 to 100), P(70 to 140), Y(90 to 180)

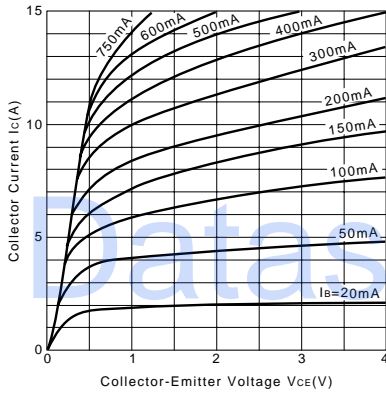
**External Dimensions MT-200**



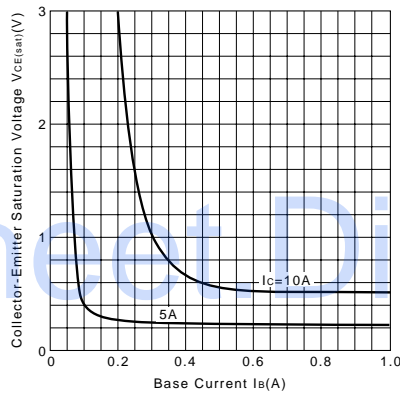
**Typical Switching Characteristics (Common Emitter)**

V <sub>CC</sub> (V)	R <sub>L</sub> (Ω)	I <sub>c</sub> (A)	V <sub>B2</sub> (V)	I <sub>B1</sub> (mA)	I <sub>B2</sub> (mA)	t <sub>on</sub> (μs)	t <sub>stg</sub> (μs)	t <sub>f</sub> (μs)
60	12	5	-5	500	-500	0.2typ	1.5typ	0.35typ

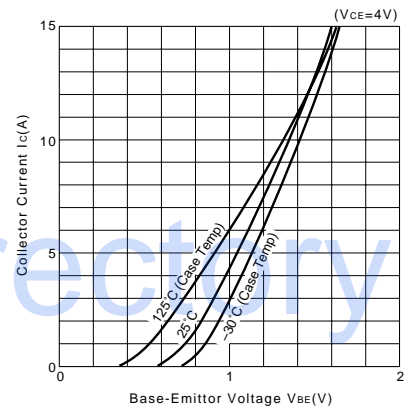
**I<sub>c</sub>-V<sub>CE</sub> Characteristics (Typical)**



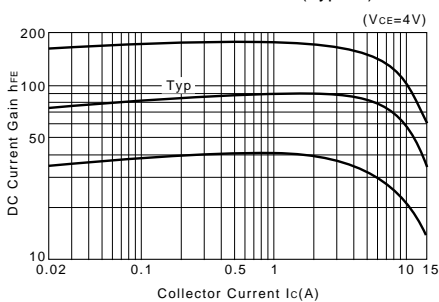
**V<sub>CE(sat)</sub>-I<sub>B</sub> Characteristics (Typical)**



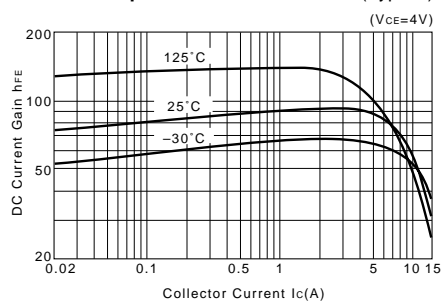
**I<sub>c</sub>-V<sub>BE</sub> Temperature Characteristics (Typical)**



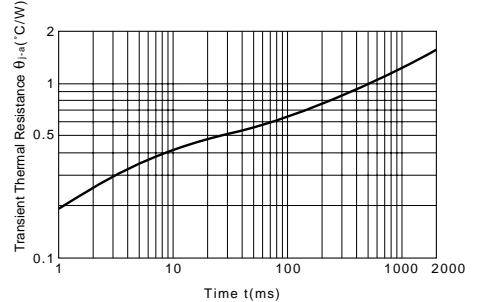
**h<sub>FE</sub>-I<sub>c</sub> Characteristics (Typical)**



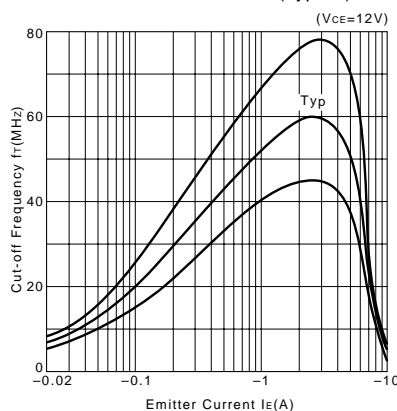
**h<sub>FE</sub>-I<sub>c</sub> Temperature Characteristics (Typical)**



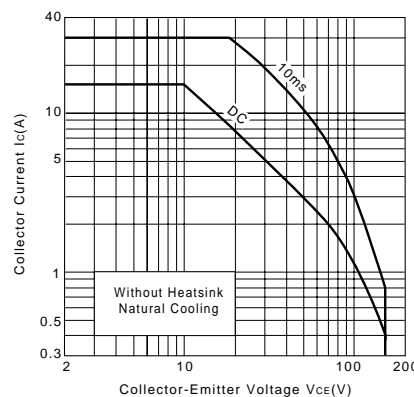
**θ<sub>j-a</sub>-t Characteristics**



**f<sub>r</sub>-I<sub>E</sub> Characteristics (Typical)**



**Safe Operating Area (Single Pulse)**



**P<sub>c</sub>-T<sub>a</sub> Derating**

