


CTLL2012FH Series

From 1.5 nH to 680 nH



CHARACTERISTICS

Description: Ceramic core, multi-layer chip inductor for high frequency applications

Applications: Portable telephones, PMS, pagers and miscellaneous high frequency circuits

Operating Temperature: -40°C to +100°C

Inductance Tolerance: ±0.3 nH, ±5% & ±10%

Testing: Inductance and Q are tested on an HP4286A at specified frequency

Packaging: Tape & Reel

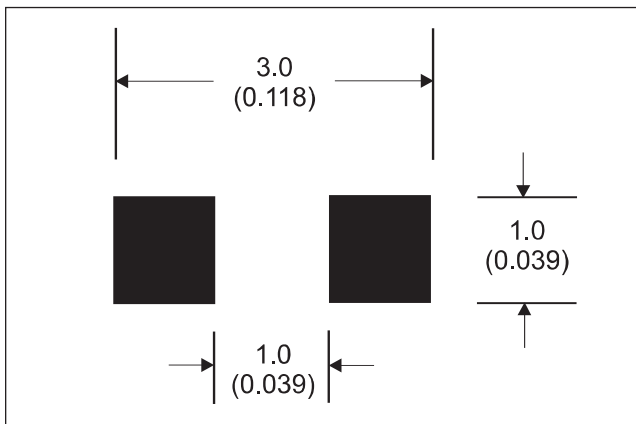
Marking: Reels marked with inductance code and tolerance

Miscellaneous: RoHS Compliant available

Additional Information: Additional electrical & physical information available upon request

Samples available. See website for ordering information.

PAD LAYOUT



SPECIFICATIONS

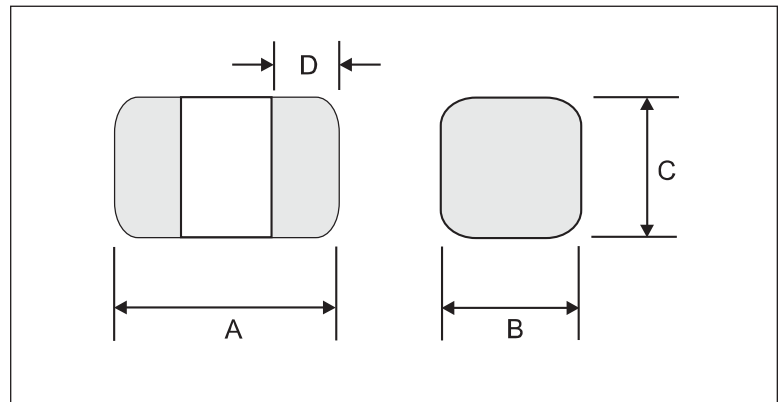
Please specify tolerance code when ordering.
 CTLL2012_FH3N3_ ← S = ±0.3nH, J = ±5%, K = ±10%
 * S, K or M ** J, K or M

CTLL2012E Please specify "F" for RoHS Compliant

Part Number	Inductance (nH)	L Test Freq. (MHz)	Q Factor Typ.	Q Test Freq. (MHz)	SRF Typ. (MHz)	DCR Max. (Ω)	Rated DC (mA)	Height C (mm)
CTLL2012_FH1N5S	1.5	100	50	800	7000	.10	300	0.60±0.2
CTLL2012_FH1N8S	1.8	100	51	800	6800	.10	300	0.60±0.2
CTLL2012_FH2N2S	2.2	100	61	800	5700	.10	300	0.60±0.2
CTLL2012_FH2N7S	2.7	100	62	800	5350	.10	300	0.60±0.2
CTLL2012_FH3N3_*	3.3	100	64	800	4300	.10	300	0.60±0.2
CTLL2012_FH3N9_*	3.9	100	59	800	4000	.10	300	0.60±0.2
CTLL2012_FH4N7_*	4.7	100	55	800	3600	.12	300	0.60±0.2
CTLL2012_FH5N6_*	5.6	100	51	800	3500	.15	300	0.60±0.2
CTLL2012_FH6N8_**	6.8	100	58	800	3000	.15	300	0.60±0.2
CTLL2012_FH8N2_**	8.2	100	58	800	2800	.18	300	0.60±0.2
CTLL2012_FH10N_**	10	100	58	800	2600	.20	300	0.85±0.3
CTLL2012_FH12N_**	12	100	61	800	2250	.22	300	0.85±0.3
CTLL2012_FH15N_**	15	100	48	800	2250	.24	300	0.85±0.3
CTLL2012_FH18N_**	18	100	58	800	2000	.26	300	0.85±0.3
CTLL2012_FH22N_**	22	100	59	800	1800	.28	300	0.85±0.3
CTLL2012_FH27N_**	27	100	54	800	1600	.30	300	0.85±0.3
CTLL2012_FH33N_**	33	100	54	800	1400	.40	300	0.85±0.3
CTLL2012_FH39N_**	39	100	50	800	1300	.50	300	0.85±0.3
CTLL2012_FH47N_**	47	100	47	800	1150	.55	300	1.0±0.3
CTLL2012_FH56N_**	56	100	45	800	1050	.60	300	1.0±0.3
CTLL2012_FH68N_**	68	100	26	100	950	.65	300	1.0±0.3
CTLL2012_FH82N_**	82	100	28	100	800	.70	300	1.0±0.3
CTLL2012_FHR10_**	100	100	27	100	700	.80	300	1.0±0.3
CTLL2012_FHR12_**	120	100	22	50	650	.85	250	1.2±0.3
CTLL2012_FHR15_**	150	100	21	50	550	.90	250	1.2±0.3
CTLL2012_FHR18_**	180	100	22	50	500	1.0	250	1.2±0.3
CTLL2012_FHR22_**	220	100	22	50	450	1.2	200	1.2±0.3
CTLL2012_FHR27_**	270	100	14	25	350	1.3	200	1.2±0.3
CTLL2012_FHR33_**	330	100	14	25	350	1.5	150	1.2±0.3
CTLL2012_FHR39_**	390	100	15	25	300	1.8	150	1.2±0.3
CTLL2012_FHR47_**	470	100	14	25	260	4.5	50	1.2±0.3
CTLL2012_FHR56_**	560	100	15	25	230	4.5	50	1.2±0.3
CTLL2012_FHR68_**	680	100	14	25	180	5.5	50	1.2±0.3

PHYSICAL DIMENSIONS

Size	A	B	C	D
mm	2.0±0.2	1.25±0.2	See ordering	0.51±0.25
inches	0.08±0.008	0.05±0.008	info	0.02±0.01



04.11.05