

Surface Mount Fast Recovery Rectifiers

FEATURES

- Ideal for automated placement
- Compact package size
- High surge current capability
- Low power loss, high efficiency
- Moisture sensitivity level: level 1, per J-STD-020
- Compliant to RoHS Directive 2011/65/EU and in accordance to WEEE 2002/96/EC
- Halogen-free according to IEC 61249-2-21 definition



MECHANICAL DATA

Case: SOD123HE

SOD123HE

Molding compound, UL flammability classification rating 94V-0
Base P/N with suffix "G" on packing code - halogen-free

Terminal: Matte tin plated leads, solderable per JESD22-B102
Meet JESD 201 class 1A whisker test

Polarity: Indicated by cathode band

Weight: 0.022g (approximately)

MAXIMUM RATINGS AND ELECTRICAL CHARACTERISTICS (T _A =25°C unless otherwise noted)					
PARAMETER	SYMBOL	RS1JLS	RS1KLS	RS1MLS	UNIT
Marking code		RJLS	RKLS	RMLS	
Maximum repetitive peak reverse voltage	V _{RRM}	600	800	1000	V
Maximum RMS voltage	V _{RMS}	420	560	700	V
Maximum DC blocking voltage	V _{DC}	600	800	1000	V
Maximum average forward rectified current	I _{F(AV)}	1.2			A
Peak forward surge current, 8.3 ms single half sine-wave superimposed on rated load	I _{FSM}	50			A
Maximum instantaneous forward voltage (Note 1) @ 1.2 A	V _F	1.3			V
Maximum reverse current @ rated VR T _J =25 °C T _J =125 °C	I _R	5 150			μA
Maximum reverse recovery time (Note 2)	t _{rr}	300			ns
Typical thermal resistance	R _{θJL} R _{θJA}	26 80			°C/W
Operating junction temperature range	T _J	- 55 to +150			°C
Storage temperature range	T _{STG}	- 55 to +150			°C

Note 1: Pulse test with PW=300μs, 1% duty cycle

Note 2: Reverse recovery test condition: I_F=0.5A, I_R=1.0A, I_{RR}=0.25A

ORDERING INFORMATION				
PART NO.	PACKING CODE	GREEN COMPOUND CODE	PACKAGE	PACKING
RS1xLS (Note 1)	RV	Suffix "G"	SOD123HE	3,000 / 7" Reel
	RQ		SOD123HE	10,000 / 13" Reel

Note 1: "x" defines voltage from 600V (RS1JLS) to 1000V (RS1MLS)

Note 2: For SOD123HE Packing code (Whole series with green compound)

EXAMPLE				
PREFERRED P/N	PART NO.	PACKING CODE	GREEN COMPOUND CODE	DESCRIPTION
RS1MLS RVG	RS1MLS	RV	G	Green compound

RATINGS AND CHARACTERISTICS CURVES

(TA=25°C unless otherwise noted)

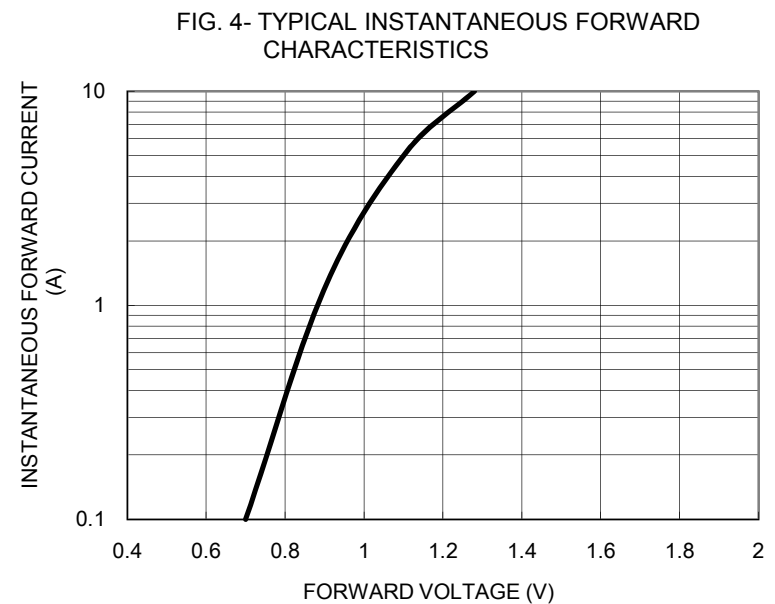
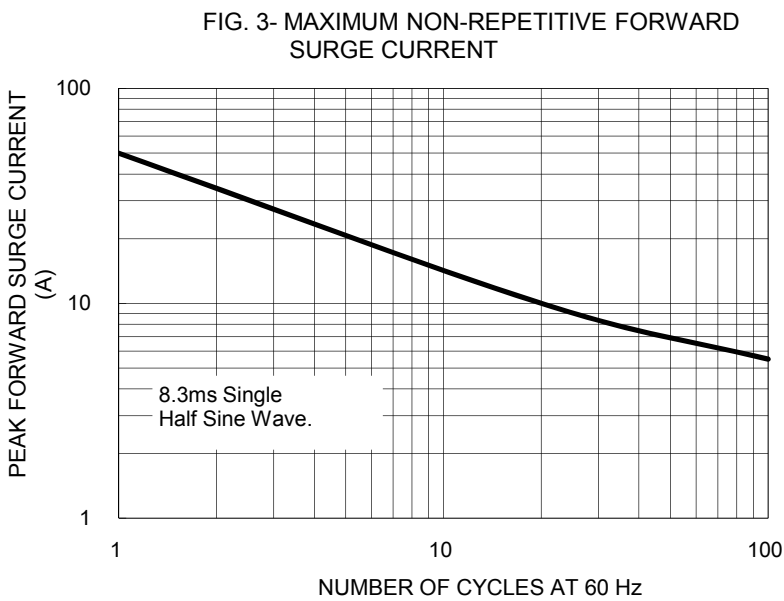
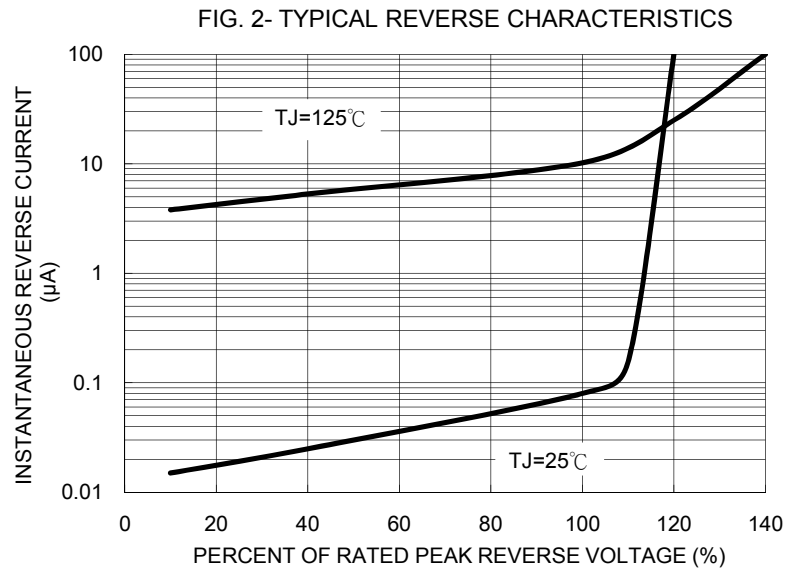
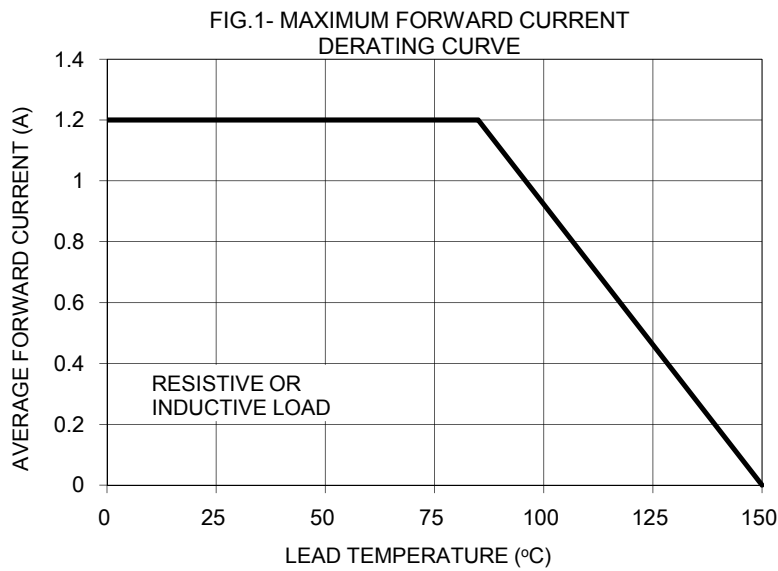


FIG. 5- TYPICAL JUNCTION CAPACITANCE

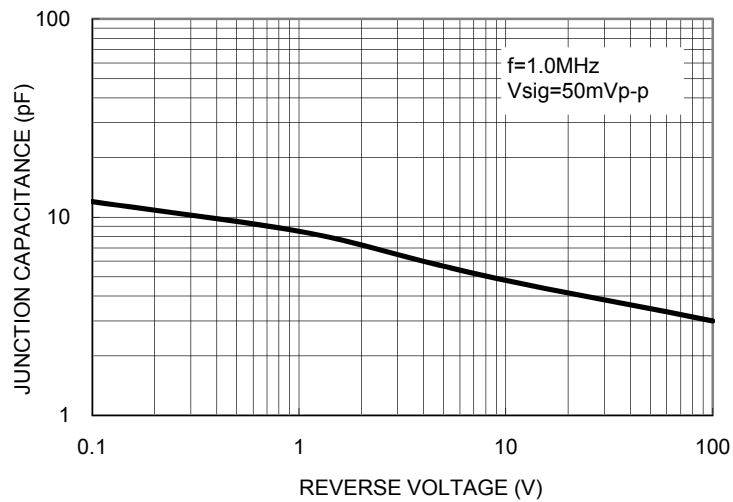
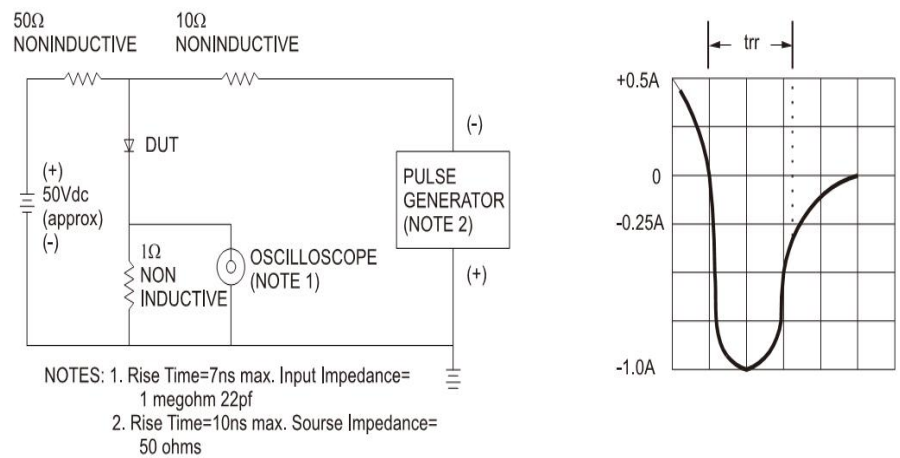
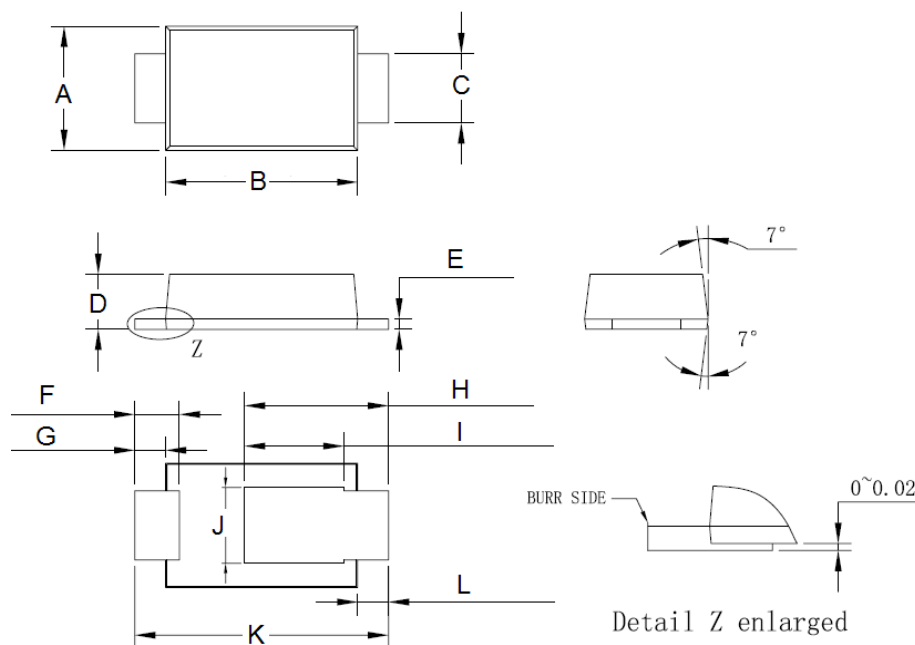


FIG.6- REVERSE RECOVERY TIME CHARACTERISTIC AND TEST CIRCUIT DIAGRAM

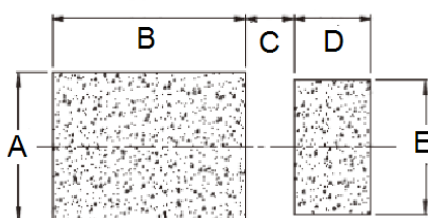


PACKAGE OUTLINE DIMENSIONS



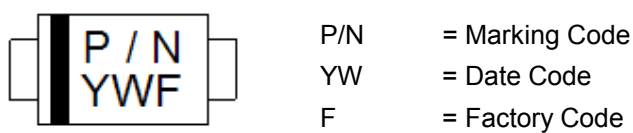
DIM.	Unit (mm)		Unit (inch)	
	Min	Max	Min	Max
A	1.65	1.95	0.065	0.077
B	2.60	3.00	0.102	0.118
C	0.85	1.15	0.033	0.045
D	0.75	0.85	0.030	0.033
E	0.10	0.20	0.004	0.008
F	0.55	0.75	0.022	0.030
G	0.35	0.55	0.014	0.022
H	1.90	2.30	0.075	0.091
I	1.35	1.55	0.053	0.061
J	0.95	1.25	0.037	0.049
K	3.50	3.90	0.138	0.154
L	0.35	0.55	0.014	0.022

SUGGESTED PAD LAYOUT



Symbol	Unit (mm)	Unit (inch)
A	1.4	0.055
B	2.2	0.087
C	1.0	0.039
D	0.9	0.035
E	1.4	0.055

MARKING DIAGRAM



Mouser Electronics

Authorized Distributor

Click to View Pricing, Inventory, Delivery & Lifecycle Information:

Taiwan Semiconductor:

[RS1JLS RQG](#) [RS1JLS RQ](#) [RS1KLS RV](#) [RS1JLS RVG](#) [RS1KLS RQG](#) [RS1KLS RQ](#) [RS1JLS RV](#) [RS1KLS RVG](#)
[RS1MLS RVG](#) [RS1MLS RV](#) [RS1MLS RQG](#) [RS1MLS RQ](#)