


CJD340 NPN  
CJD350 PNP

**SURFACE MOUNT SILICON  
COMPLEMENTARY  
POWER TRANSISTORS**

**DPAK**  
**POWER!**



**DPAK CASE**

**Central**  
Semiconductor Corp.

[www.centrasemi.com](http://www.centrasemi.com)

**DESCRIPTION:**

The CENTRAL SEMICONDUCTOR CJD340 and CJD350 are complementary silicon power transistors manufactured in a surface mount package, and designed for high voltage general purpose applications.

**MARKING: FULL PART NUMBER**

**MAXIMUM RATINGS:** ( $T_C=25^\circ\text{C}$  unless otherwise noted)

	SYMBOL		UNITS
Collector-Base Voltage	$V_{CBO}$	300	V
Collector-Emitter Voltage	$V_{CEO}$	300	V
Emitter-Base Voltage	$V_{EBO}$	3.0	V
Continuous Collector Current	$I_C$	500	mA
Peak Collector Current	$I_{CM}$	750	mA
Power Dissipation	$P_D$	15	W
Power Dissipation ( $T_A=25^\circ\text{C}$ )	$P_D$	1.56	W
Operating and Storage Junction Temperature	$T_J, T_{stg}$	-65 to +150	$^\circ\text{C}$
Thermal Resistance	$\theta_{JC}$	8.33	$^\circ\text{C/W}$
Thermal Resistance	$\theta_{JA}$	80.1	$^\circ\text{C/W}$

**ELECTRICAL CHARACTERISTICS:** ( $T_C=25^\circ\text{C}$  unless otherwise noted)

SYMBOL	TEST CONDITIONS	MIN	MAX	UNITS
$I_{CBO}$	$V_{CB}=300\text{V}$		100	$\mu\text{A}$
$I_{CEO}$	$V_{CE}=300\text{V}$		100	$\mu\text{A}$
$I_{EBO}$	$V_{EB}=3.0\text{V}$		100	$\mu\text{A}$
$BV_{CEO}$	$I_C=1.0\text{mA}$	300		V
$V_{CE(SAT)}$	$I_C=100\text{mA}, I_B=10\text{mA}$ (CJD340)		1.0	V
$V_{CE(SAT)}$	$I_C=100\text{mA}, I_B=10\text{mA}$ (CJD350)		2.6	V
$V_{BE(ON)}$	$V_{CE}=10\text{V}, I_C=1.0\text{A}$ (CJD340)		1.5	V
$V_{BE(ON)}$	$V_{CE}=10\text{V}, I_C=1.0\text{A}$ (CJD350)		2.0	V
$h_{FE}$	$V_{CE}=10\text{V}, I_C=50\text{mA}$	30	240	
$f_T$	$V_{CE}=10\text{V}, I_C=50\text{mA}, f=10\text{MHz}$	10		MHz

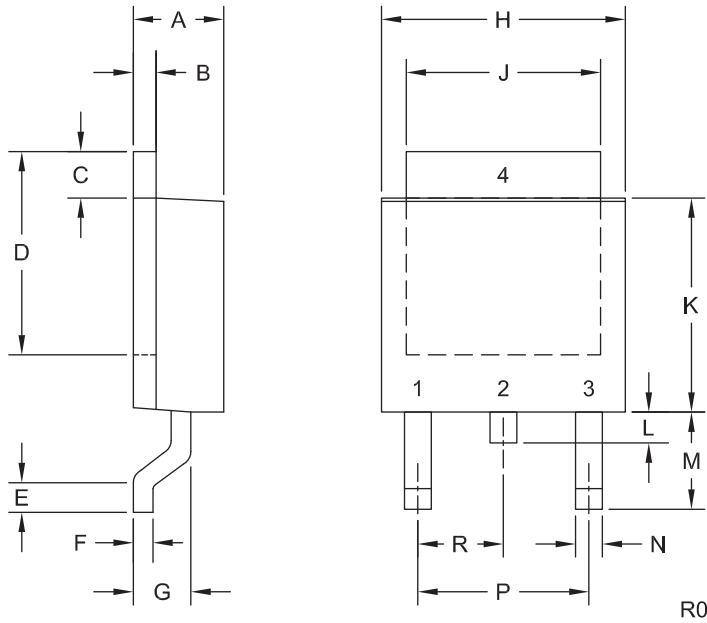
R5 (11-June 2013)

CJD340 NPN  
CJD350 PNP



**SURFACE MOUNT SILICON  
COMPLEMENTARY  
POWER TRANSISTORS**

**DPAK CASE - MECHANICAL OUTLINE**



**LEAD CODE:**

- 1) Base
- 2) Collector
- 3) Emitter
- 4) Collector

**MARKING:**

**FULL PART NUMBER**

DIMENSIONS				
SYMBOL	INCHES		MILLIMETERS	
	MIN	MAX	MIN	MAX
A	0.083	0.108	2.10	2.75
B	0.016	0.032	0.40	0.81
C	0.035	0.063	0.89	1.60
D	0.203	0.228	5.15	5.79
E	0.020	-	0.51	-
F	0.018	0.024	0.45	0.60
G	0.051	0.071	1.30	1.80
H	0.248	0.268	6.30	6.81
J	0.197	0.217	5.00	5.50
K	0.209	0.245	5.30	6.22
L	0.025	0.040	0.64	1.02
M	0.090	0.115	2.30	2.91
N	0.012	0.045	0.30	1.14
P	0.180		4.60	
R	0.090		2.30	

DPAK (REV: R0)

R5 (11-June 2013)

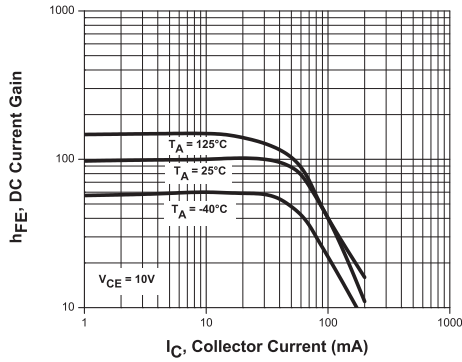
CJD340 NPN  
CJD350 PNP



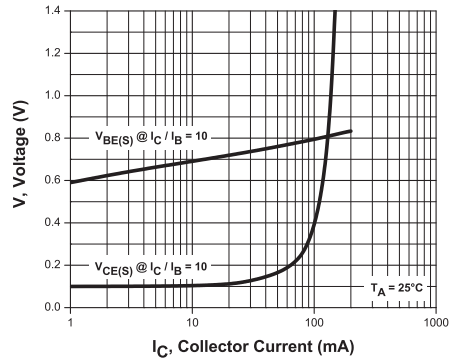
**SURFACE MOUNT SILICON  
COMPLEMENTARY  
POWER TRANSISTORS**

**NPN TYPICAL ELECTRICAL CHARACTERISTICS**

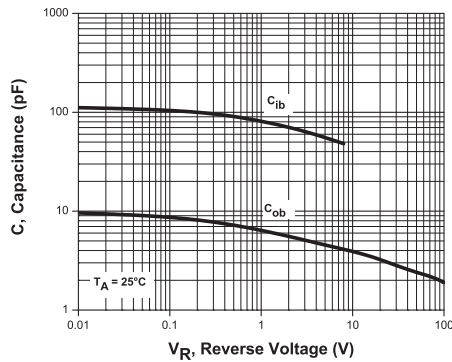
**DC Current Gain**



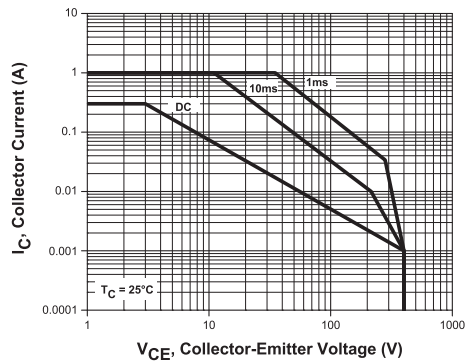
**"ON" Voltage**



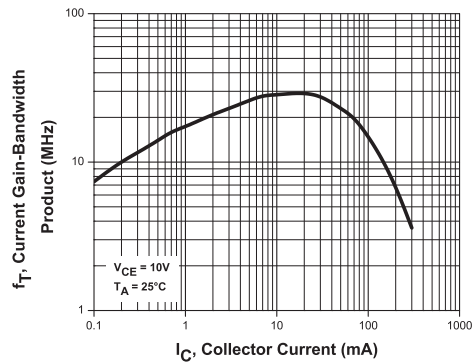
**Capacitance**



**Safe Operating Area**



**Current Gain-Bandwidth Product**



R5 (11-June 2013)

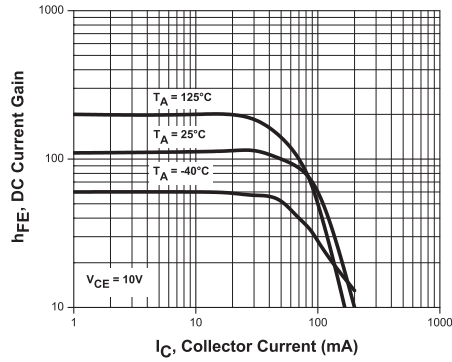
CJD340 NPN  
CJD350 PNP



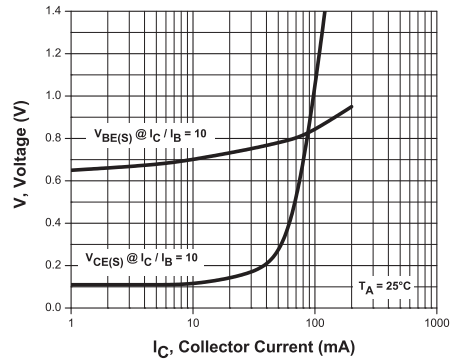
**SURFACE MOUNT SILICON  
COMPLEMENTARY  
POWER TRANSISTORS**

**PNP TYPICAL ELECTRICAL CHARACTERISTICS**

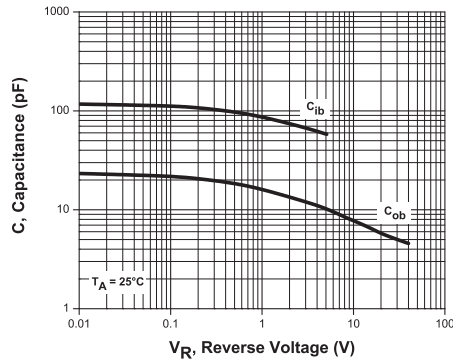
**DC Current Gain**



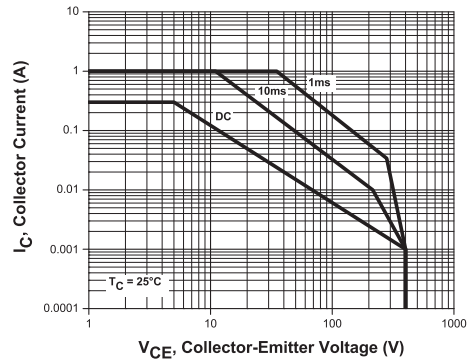
**"ON" Voltage**



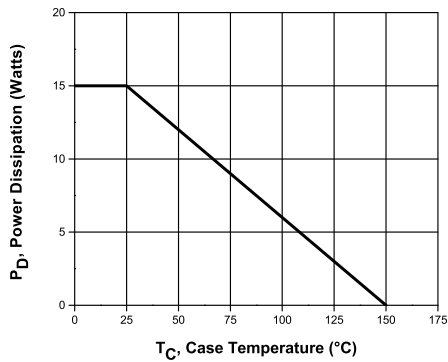
**Capacitance**



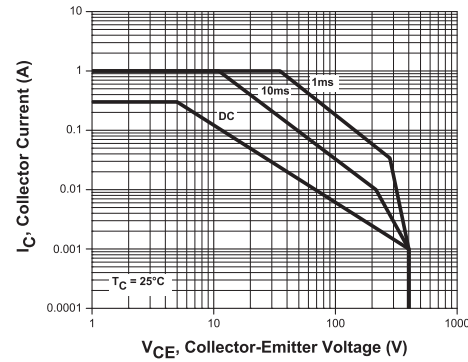
**Safe Operating Area**



**Power Derating**



**Safe Operating Area**



R5 (11-June 2013)

## OUTSTANDING SUPPORT AND SUPERIOR SERVICES



---

### PRODUCT SUPPORT

Central's operations team provides the highest level of support to insure product is delivered on-time.

- Supply management (Customer portals)
- Inventory bonding
- Consolidated shipping options
- Custom bar coding for shipments
- Custom product packing

---

### DESIGNER SUPPORT/SERVICES

Central's applications engineering team is ready to discuss your design challenges. Just ask.

- Free quick ship samples (2<sup>nd</sup> day air)
- Online technical data and parametric search
- SPICE models
- Custom electrical curves
- Environmental regulation compliance
- Customer specific screening
- Up-screening capabilities
- Special wafer diffusions
- PbSn plating options
- Package details
- Application notes
- Application and design sample kits
- Custom product and package development

---

### REQUESTING PRODUCT PLATING

1. If requesting Tin/Lead plated devices, add the suffix "TIN/LEAD" to the part number when ordering (example: 2N2222A TIN/LEAD).
2. If requesting Lead (Pb) Free plated devices, add the suffix "PBFREE" to the part number when ordering (example: 2N2222A PBFREE).

---

### CONTACT US

#### Corporate Headquarters & Customer Support Team

Central Semiconductor Corp.  
145 Adams Avenue  
Hauppauge, NY 11788 USA  
Main Tel: (631) 435-1110  
Main Fax: (631) 435-1824  
Support Team Fax: (631) 435-3388  
[www.centrasemi.com](http://www.centrasemi.com)

**Worldwide Field Representatives:**  
[www.centrasemi.com/wwreps](http://www.centrasemi.com/wwreps)

**Worldwide Distributors:**  
[www.centrasemi.com/wwdistributors](http://www.centrasemi.com/wwdistributors)

---

For the latest version of Central Semiconductor's **LIMITATIONS AND DAMAGES DISCLAIMER**, which is part of Central's Standard Terms and Conditions of sale, visit: [www.centrasemi.com/terms](http://www.centrasemi.com/terms)