

MIL-PRF-39012 QPL Connectors

MIL-PRF-55339 QPL Adapters

Online Catalog Volume 1



ISO9001:2008 Certified

(978) 927-1060

www.DeltaRF.com



Delta QPL connectors and adapters meet or exceed all requirements of MIL-PRF-39012 and MIL-PRF-55339. Because these specifications change periodically, please visit DSCC's website at <http://www.dsccl.dla.mil> for the latest requirements.

QPL connectors and adapters in BNC, N, and TNC series have silver-plated brass bodies and gold-plated, captivated contacts.

QPL connectors in SMA series have passivated stainless-steel bodies (except Category A cable connectors; for these types, the body tail and sleeve are gold-plated to allow soldering of the cable braid), and gold-plated captive contacts.

In addition to the current M39012 connectors and M55339 adapters, we also continue to manufacture older military connectors and adapters with CW-, MX-, and UG- nomenclature. See page 23 for a list of these types.

Contents (Click on any line to jump to the page)

Cable connector categories and cable groups 2

BNC Series

| | |
|--|----|
| M39012/16 (Straight cable plugs) | 3 |
| M39012/17 (Straight cable jacks) | 3 |
| M39012/18 (Panel cable jacks) | 3 |
| M39012/19 (Bulkhead cable jacks) | 4 |
| M39012/20 (Right Angle cable plugs) | 4 |
| M39012/21 (Bulkhead jack receptacles) | 4 |
| M39012/22 (Panel jack receptacles) | 5 |
| M39012/24 (Bulkhead jack receptacles, hermetically sealed) | 5 |
| M39012/25 (Dust caps) | 5 |
| M55339 Adapters within series | 6 |
| M55339 Adapters, BNC to N series | 19 |

N Series

| | |
|--|----|
| M39012/01 (Straight cable plugs) | 7 |
| M39012/02 (Straight cable jacks) | 7 |
| M39012/02 (Panel cable jacks) | 8 |
| M39012/03 (Bulkhead cable jacks) | 8 |
| M39012/04 (Panel jack receptacles) | 9 |
| M39012/04 (Bulkhead jack receptacles, hermetically sealed) | 9 |
| M39012/05 (Right Angle cable plugs) | 9 |
| M39012/25 (Dust caps) | 9 |
| M55339 Adapters within series | 10 |
| M55339 Adapters, N to BNC series | 19 |

SMA Series

| | |
|---------------------------------------|----|
| M39012/25 (Dust caps) | 11 |
| M39012/55 (Straight cable plugs) | 11 |
| M39012/56 (Right Angle cable plugs) | 12 |
| M39012/57 (Straight cable jacks) | 12 |
| M39012/58 (Panel cable jacks) | 13 |
| M39012/59 (Bulkhead cable jacks) | 13 |
| M39012/60 (Panel jack receptacles) | 14 |
| M39012/61 (Bulkhead jack receptacles) | 14 |

TNC Series

| | |
|--|----|
| M39012/25 (Dust caps) | 15 |
| M39012/26 (Straight cable plugs) | 15 |
| M39012/27 (Straight cable jacks) | 16 |
| M39012/28 (Bulkhead cable jacks) | 16 |
| M39012/29 (Panel cable jacks) | 17 |
| M39012/31 (Bulkhead jack receptacles) | 17 |
| M39012/32 (Panel jack receptacles) | 18 |
| M39012/34 (Bulkhead jack receptacles, hermetically sealed) | 18 |

Cable assembly instructions 20

Crimp tools and dies 21

Index by part number 22

Older military part numbers (CW-, MX-, UG-) 22

About Delta Electronics Manufacturing 23



MIL-PRF-39012 Cable Connector Categories

MIL-PRF-39012 QPL cable connectors are divided into categories which define the characteristics of their cable assembly method, and in some cases the actual assembly method:

Category A: Field-serviceable, with no special tools required for assembly. Our Category A connectors in series BNC, N, and TNC are standard military-clamp types; Category A connectors in SMA series are solder type.

Category B: Special tools may be required for assembly. Our Category B connectors in N series are crimp types which use standard, commercially-available crimp tools.

Category C: Crimp-type connectors which can be assembled with specified tools and die sizes.

Category D: Crimp-type connectors which can be assembled with specified tools and die sizes, and also have defined sizes for crimp sleeves, contacts, and other parts. Category D connectors have crimpable center contacts.

MIL-PRF-39012 Cable Groups

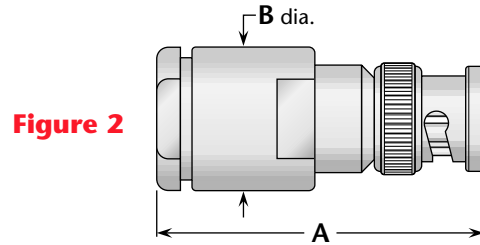
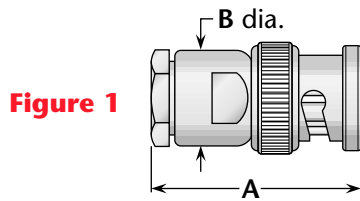
| Group | Cables (M17/) |
|-------|--|
| I | 93-178,169-00001 |
| II | IIA 113-RG316, 119-RG174, 173-00001, 172-00001, 196-00001 |
| | IIB 94-RG179 |
| III | 152-00001 |
| IV | 54-RG122, 157-00001, 187-00001, 198-00001 |
| V | 95-RG180 |
| VI | VIA 28-RG58, 111-RG303, 155-00001, 170-00001, 183-00001, 197-00001 |
| | VIB 60-RG142, 84-RG223, 128-RG400, 158-00001, 167-00001, 175-00001, 194-00001, 200-00001 |
| VII | VIIA 29-RG58, 30-RG62, 90-RG71, 97-RG210, 110-RG302, 184-00001, 185-00001 |
| | VIIIB 90-RG71, 195-00001 |
| VIII | 2-RG6, 73-RG212, 112-RG304, 162-00001, 171-00001, 180-00001, 188-00001, 199-00001 |
| X | XA 65-RG165, 74-RG213, 159-00001, 163-00001, 189-00001 |
| | XB 75-RG214, 86-00001, 127-RG393, 164-00001, 174-00001, 190-00001 |
| | XC 6-RG11, 62-RG144, 181-00001 |
| | XD 77-RG216, 191-00001 |
| XI | 74-RG215, 189-00002 |
| XII | 78-RG217, 165-00001, 192-00001 |

MIL-PRF-39012 Cable Group Finder

| Cable M17/ | Category | | Cable M17/ | Category | | Cable M17/ | Category | | Cable M17/ | Category | |
|------------|----------|---------|------------|----------|---------|------------|----------|---------|------------|----------|---------|
| | A | B, C, D | | A | B, C, D | | A | B, C, D | | A | B, C, D |
| 2-RG6 | VIII | VIII | 90-RG71 | VII | VIIIB | 159-00001 | X | XA | 185-00001 | VII | VIIA |
| 6-RG11 | X | XC | 93-RG178 | I | I | 162-00001 | VIII | VIII | 187-00001 | IV | IV |
| 28-RG58 | VI | VIA | 94-RG179 | II | IIB | 163-00001 | X | XA | 188-00001 | VIII | VIII |
| 29-RG59 | VII | VIIA | 95-RG180 | V | V | 164-00001 | X | XB | 189-00001 | X | XA |
| 30-RG62 | VII | VIIA | 97-RG210 | VII | VIIA | 165-00001 | XII | XII | 189-00002 | XI | — |
| 54-RG122 | IV | IV | 110-RG302 | VII | VIIA | 167-00001 | VI | VIB | 190-00001 | X | XB |
| 60-RG142 | VI | VIB | 111-RG303 | VI | VIA | 169-00001 | I | I | 191-00001 | X | XD |
| 62-RG144 | X | XC | 112-RG304 | VIII | VIII | 170-00001 | VI | VIA | 192-00001 | XII | XII |
| 65-RG165 | X | XA | 113-RG316 | II | IIA | 171-00001 | VIII | VIII | 194-00001 | VI | VIB |
| 73-RG212 | VIII | VIII | 119-RG174 | II | IIA | 172-00001 | II | IIA | 196-00001 | II | IIA |
| 74-RG213 | X | XA | 127-RG393 | X | XB | 173-00001 | II | IIA | 197-00001 | VI | VIA |
| 74-RG215 | XI | — | 128-RG400 | VI | VIB | 174-00001 | X | XB | 198-00001 | IV | IV |
| 75-RG214 | X | XB | 133-RG316 | II | IIA | 175-00001 | VI | VIB | 199-00001 | VIII | VIII |
| 77-RG216 | X | XD | 152-00001 | III | III | 180-00001 | VIII | VIII | 200-00001 | VI | VIB |
| 78-RG217 | XII | XII | 155-00001 | VI | VIA | 181-00001 | X | XC | | | |
| 84-RG223 | VI | VIB | 157-00001 | IV | IV | 183-00001 | VI | VIA | | | |
| 86-00001 | X | XB | 158-00001 | VI | VIB | 184-00001 | VII | VIIA | | | |

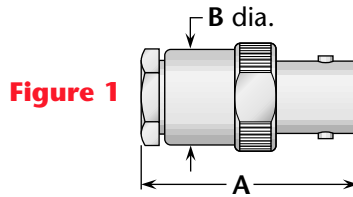


M39012/16—BNC Straight Plug



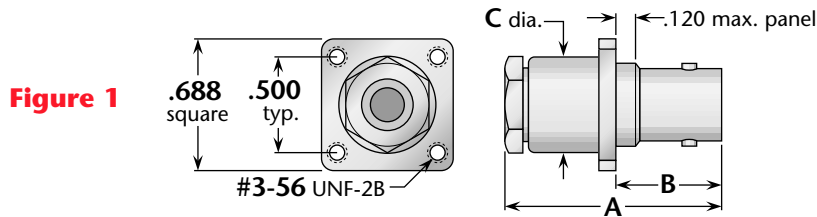
| M39012 P/N | Category | Cable Group | Figure | Dimensions | | Plating | | Assembly Procedure/ Trim Code |
|----------------|----------|-------------|--------|------------|-----|---------|----------|----------------------------------|
| | | | | A | B | Body | Contact | |
| M39012/16-0101 | A | VI | 1 | 1.06 | .50 | Silver | Gold (C) | A / 17 |
| M39012/16-0102 | A | VII | 1 | 1.06 | .50 | Silver | Gold (C) | A / 17 |
| M39012/16-0103 | A | IV | 1 | 1.06 | .50 | Silver | Gold (C) | A / 17 |
| M39012/16-0111 | A | VI | 1 | 1.06 | .50 | Silver | Gold (C) | A / 17 |
| M39012/16-0118 | A | VII | 1 | 1.06 | .50 | Silver | Gold (C) | A / 17 |
| M39012/16-0220 | A | II | 1 | 1.06 | .50 | Silver | Gold (C) | A / 37 |
| M39012/16-0225 | A | X | 2 | 1.66 | .75 | Silver | Gold (C) | A / 01 |

M39012/17—BNC Straight Jack



| M39012 P/N | Category | Cable Group | Figure | Dimensions | | Plating | | Assembly Procedure/ Trim Code |
|----------------|----------|-------------|--------|------------|-----|---------|----------|----------------------------------|
| | | | | A | B | Body | Contact | |
| M39012/17-0101 | A | VI | 1 | 1.16 | .50 | Silver | Gold (C) | A / 17 |
| M39012/17-0102 | A | VII | 1 | 1.16 | .50 | Silver | Gold (C) | A / 17 |
| M39012/17-0103 | A | IV | 1 | 1.16 | .50 | Silver | Gold (C) | A / 17 |
| M39012/17-0111 | A | VI | 1 | 1.16 | .50 | Silver | Gold (C) | A / 17 |
| M39012/17-0118 | A | VII | 1 | 1.16 | .50 | Silver | Gold (C) | A / 17 |

M39012/18—BNC Panel Jack

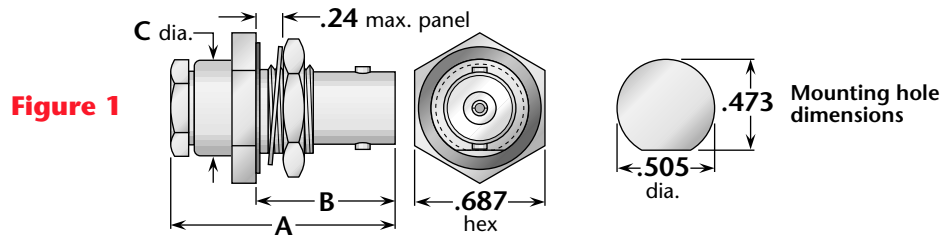


| M39012 P/N | Category | Cable Group | Figure | Dimensions | | | Plating | | Assembly Procedure/ Trim Code |
|----------------|----------|-------------|--------|------------|-----|-----|---------|----------|----------------------------------|
| | | | | A | B | C | Body | Contact | |
| M39012/18-0101 | A | VII | 1 | 1.16 | .55 | .50 | Silver | Gold (C) | A / 17 |
| M39012/18-0102 | A | VI | 1 | 1.16 | .55 | .50 | Silver | Gold (C) | A / 17 |
| M39012/18-0103 | A | IV | 1 | 1.16 | .55 | .50 | Silver | Gold (C) | A / 17 |
| M39012/18-0111 | A | VI | 1 | 1.16 | .55 | .50 | Silver | Gold (C) | A / 17 |
| M39012/18-0118 | A | VII | 1 | 1.16 | .55 | .50 | Silver | Gold (C) | A / 17 |
| M39012/18-0220 | A | II | 1 | 1.16 | .55 | .50 | Silver | Gold (C) | A / 38 |

See page 2 for cable groups and category definitions. • Assembly procedures start on page 20. • (C) indicates captive contact.

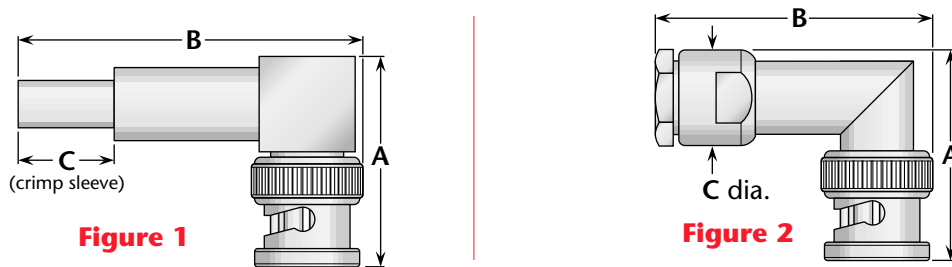


M39012/19—BNC Bulkhead Jack



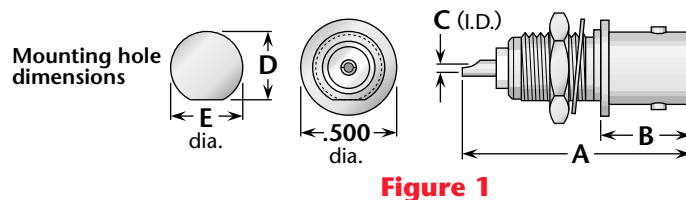
| M39012 P/N | Category | Cable Group | Figure | Dimensions | | | Plating | | Assembly Procedure/ Trim Code |
|----------------|----------|-------------|--------|------------|-----|-----|---------|----------|----------------------------------|
| | | | | A | B | C | Body | Contact | |
| M39012/19-0101 | A | VI | 1 | 1.16 | .81 | .50 | Silver | Gold (C) | A / 17 |
| M39012/19-0102 | A | VII | 1 | 1.16 | .81 | .50 | Silver | Gold (C) | A / 17 |
| M39012/19-0110 | A | IV | 1 | 1.16 | .81 | .50 | Silver | Gold (C) | A / 17 |
| M39012/19-0111 | A | VI | 1 | 1.16 | .81 | .50 | Silver | Gold (C) | A / 17 |
| M39012/19-0118 | A | VII | 1 | 1.16 | .81 | .50 | Silver | Gold (C) | A / 17 |
| M39012/19-0220 | A | II | 1 | 1.16 | .81 | .50 | Silver | Gold (C) | A / 17 |

M39012/20—BNC Right Angle Plug



| M39012 P/N | Category | Cable Group | Figure | Dimensions | | | Plating | | Assembly Procedure/ Trim Code |
|----------------|----------|-------------|--------|------------|------|-----|---------|----------|----------------------------------|
| | | | | A | B | C | Body | Contact | |
| M39012/20-0006 | C | VIA | 1 | 1.07 | 1.63 | .50 | Silver | Gold (C) | B / 19 |
| M39012/20-0007 | C | VIB | 1 | 1.07 | 1.63 | .50 | Silver | Gold (C) | B / 19 |
| M39012/20-0101 | A | VI | 2 | 1.09 | 1.61 | .50 | Silver | Gold (C) | A / 17 |
| M39012/20-0102 | A | VII | 2 | 1.09 | 1.61 | .50 | Silver | Gold (C) | A / 17 |
| M39012/20-0108 | A | VII | 2 | 1.09 | 1.61 | .50 | Silver | Gold (C) | A / 17 |

M39012/21—BNC Bulkhead Receptacle

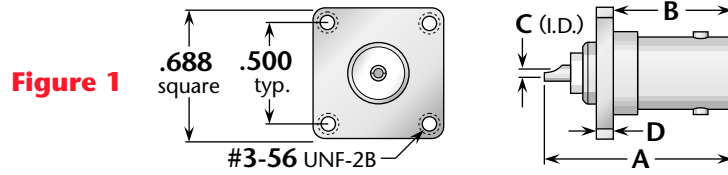


| M39012 P/N | Figure | Dimensions | | | | | Maximum Panel | Plating | |
|----------------|--------|------------|-----|------|------|------|---------------|---------|----------|
| | | A | B | C | D | E | | Body | Contact |
| M39012/21-0001 | 1 | 1.06 | .49 | .062 | .410 | .442 | .13 | Silver | Gold (C) |
| M39012/21-0002 | 1 | 1.19 | .47 | .062 | .348 | .380 | .26 | Silver | Gold (C) |
| M39012/21-0003 | 1 | 1.19 | .47 | .062 | .410 | .442 | .26 | Silver | Gold (C) |

See page 2 for cable groups and category definitions. • Assembly procedures start on page 20. • (C) indicates captive contact.

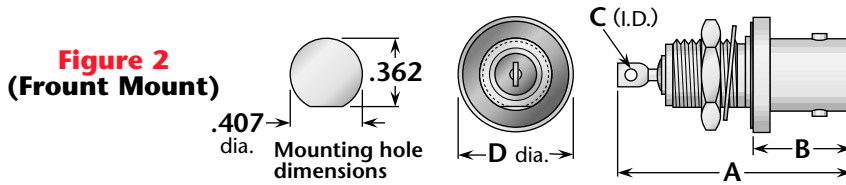
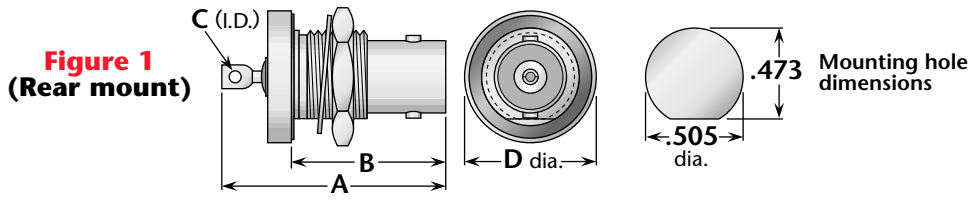


M39012/22—BNC Panel Receptacle



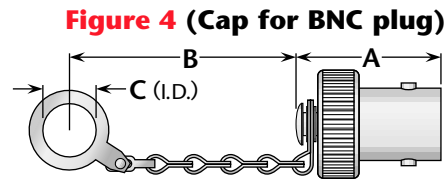
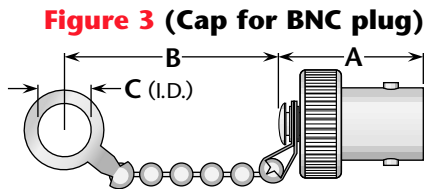
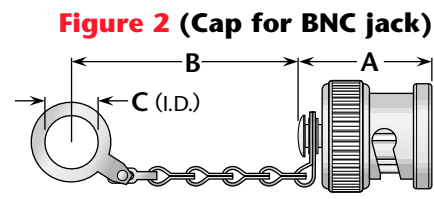
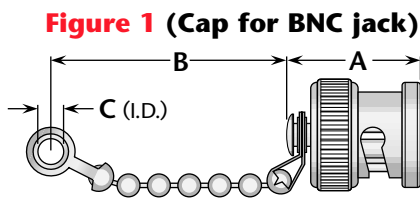
| M39012 P/N | Figure | Dimensions | | | | Maximum Panel | Plating | |
|----------------|--------|------------|-----|------|------|---------------|---------|----------|
| | | A | B | C | D | | Body | Contact |
| M39012/22-0001 | 1 | 1.06 | .63 | .062 | .090 | .149 | Silver | Gold (C) |

M39012/24—BNC Bulkhead Receptacle (Hermetically Sealed)



| M39012 P/N | Figure | Dimensions | | | | Maximum Panel | Plating | |
|----------------|--------|------------|-----|------|------|---------------|---------|----------|
| | | A | B | C | D | | Body | Contact |
| M39012/24-0001 | 1 | 1.20 | .83 | .062 | .687 | .26 | Silver | Gold (C) |
| M39012/24-0002 | 2 | 1.20 | .52 | .062 | .594 | .26 | Silver | Gold (C) |

M39012/25—BNC Dust Caps



| M39012 P/N | Figure | Dimensions | | | Chain Type | Plating | |
|----------------|--------|------------|------|------|------------|---------|---------|
| | | A | B | C | | Body | Contact |
| M39012/25-0006 | 1 | .67 | 2.25 | .144 | Bead | Silver | — |
| M39012/25-0007 | 2 | .67 | 2.70 | .52 | Safety | Silver | — |
| M39012/25-0008 | 3 | .69 | 3.25 | .281 | Bead | Silver | — |
| M39012/25-0009 | 4 | .69 | 3.25 | .281 | Safety | Silver | — |

(C) indicates captive contact.



M55339—BNC Adapters Within Series

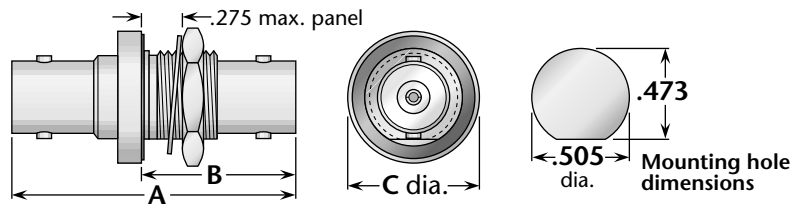


Figure 1 (Bulkhead mounted jack-jack, hermetically sealed)

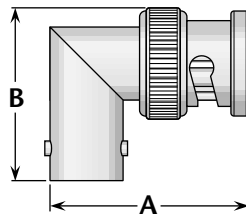


Figure 2 (Right angle jack-plug)

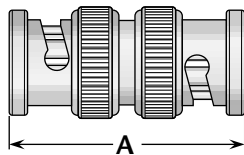


Figure 3 (Straight plug-plug)

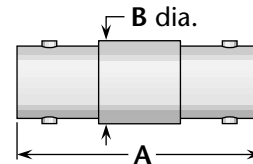


Figure 4 (Straight jack-jack)

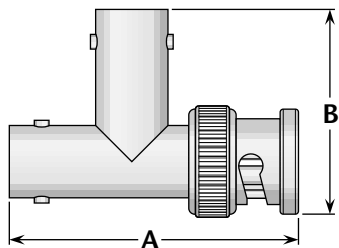


Figure 5 (Tee, jack-jack-plug)

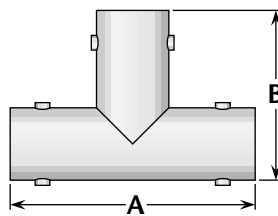


Figure 6 (Tee, jack-jack-jack)

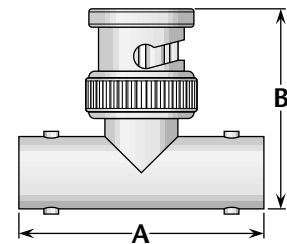


Figure 7 (Tee, jack-plug-jack)

| M55339 P/N | Figure | Dimensions | | | Plating | |
|-----------------|--------|------------|------|-----|---------|----------|
| | | A | B | C | Body | Contact |
| M55339/13-00492 | 1 | 1.53 | .86 | .69 | Silver | Gold (C) |
| M55339/14-00306 | 2 | 1.06 | .88 | — | Silver | Gold (C) |
| M55339/15-00491 | 3 | 1.22 | — | — | Silver | Gold (C) |
| M55339/16-00914 | 4 | 1.28 | .44 | — | Silver | Gold (C) |
| M55339/17-00001 | 5 | 1.50 | 1.06 | — | Silver | Gold (C) |
| M55339/17-00002 | 6 | 1.28 | .97 | — | Silver | Gold (C) |
| M55339/17-00274 | 7 | 1.28 | 1.03 | — | Silver | Gold (C) |

(C) indicates captive contact.



M39012/01—N Straight Plug

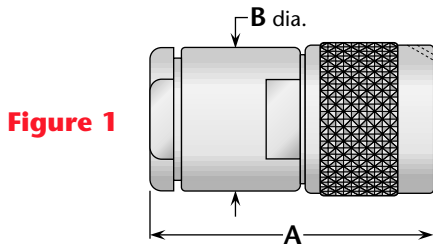


Figure 1

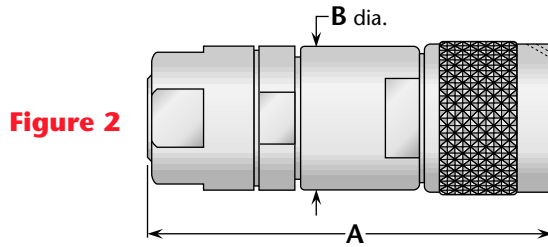


Figure 2

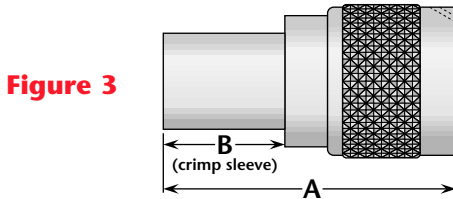
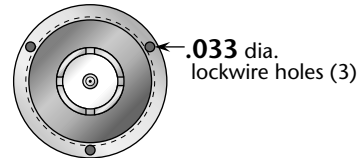


Figure 3

Coupling nut detail



| M39012 P/N | Category | Cable Group | Figure | Dimensions | | Plating | | Assembly Procedure/ Trim Code |
|----------------|----------|-------------|--------|------------|-----|---------|----------|----------------------------------|
| | | | | A | B | Body | Contact | |
| M39012/01-0005 | A | X | 1 | 1.50 | .75 | Silver | Gold (C) | A / 01 |
| M39012/01-0015 | A | XII | 1 | 1.80 | .88 | Silver | Gold (C) | A / 01 |
| M39012/01-0125 | A | XI | 2 | 2.42 | .75 | Silver | Gold (C) | Contact Factory |
| M39012/01-0501 | D | XB | 3 | 1.55 | .60 | Silver | Gold (C) | B / 03 |
| M39012/01-0502 | D | XA | 3 | 1.55 | .60 | Silver | Gold (C) | B / 03 |
| M39012/01-0503 | D | VIB | 3 | 1.45 | .50 | Silver | Gold (C) | B / 03 |
| M39012/01B0007 | B | XA | 3 | 1.55 | .60 | Silver | Gold (C) | B / 03 |
| M39012/01B0008 | B | XB | 3 | 1.55 | .60 | Silver | Gold (C) | B / 03 |

M39012/02—N Straight Jack

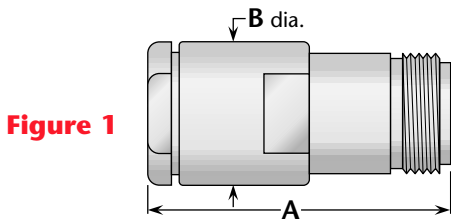


Figure 1

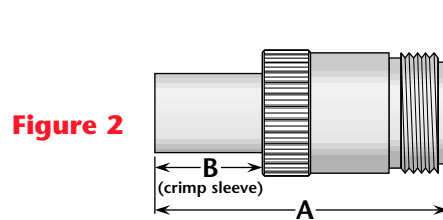


Figure 2

| M39012 P/N | Category | Cable Group | Figure | Dimensions | | Plating | | Assembly Procedure/ Trim Code |
|----------------|----------|-------------|--------|------------|-----|---------|----------|----------------------------------|
| | | | | A | B | Body | Contact | |
| M39012/02-0003 | A | X | 1 | 1.67 | .75 | Silver | Gold (C) | A / 01 |
| M39012/02-0101 | A | VIII | 1 | 1.67 | .75 | Silver | Gold (C) | A / 01 |
| M39012/02-0501 | D | XB | 2 | 1.64 | .60 | Silver | Gold (C) | B / 03 |
| M39012/02-0502 | D | XA | 2 | 1.64 | .60 | Silver | Gold (C) | B / 03 |
| M39012/02-0503 | D | VIB | 2 | 1.54 | .50 | Silver | Gold (C) | B / 03 |
| M39012/02B0008 | B | XA | 2 | 1.64 | .60 | Silver | Gold | B / 10 |
| M39012/02B0009 | B | XB | 2 | 1.64 | .60 | Silver | Gold | B / 10 |

See next page for panel-mounted M39012/02 cable jacks.

See page 2 for cable groups and category definitions. • Assembly procedures start on page 20. • (C) indicates captive contact.



M39012/02—N Panel Jack

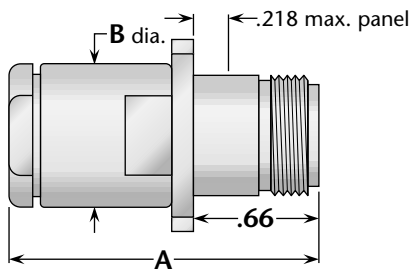


Figure 1

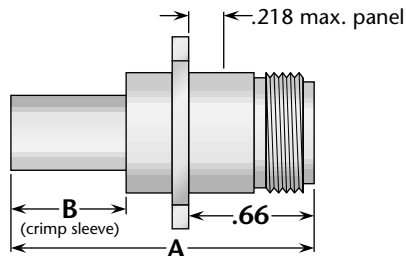
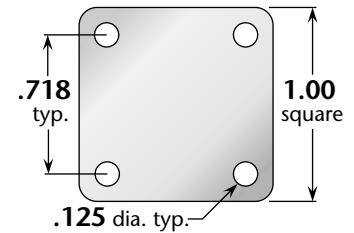


Figure 2



Flange Dimensions

| M39012 P/N | Category | Cable Group | Figure | Dimensions | | Plating | | Assembly Procedure/ Trim Code |
|-----------------------|----------|-------------|--------|------------|-----|---------|----------|----------------------------------|
| | | | | A | B | Body | Contact | |
| M39012/02-0006 | A | X | 1 | 1.67 | .75 | Silver | Gold (C) | A / 01 |
| M39012/02-0104 | A | VIII | 1 | 1.67 | .75 | Silver | Gold (C) | A / 01 |
| M39012/02-0511 | D | XB | 2 | 1.64 | .60 | Silver | Gold (C) | B / 03 |
| M39012/02-0512 | D | XA | 2 | 1.64 | .60 | Silver | Gold (C) | B / 03 |
| M39012/02-0513 | D | VIB | 2 | 1.54 | .50 | Silver | Gold (C) | B / 03 |

M39012/03—N Bulkhead Jack

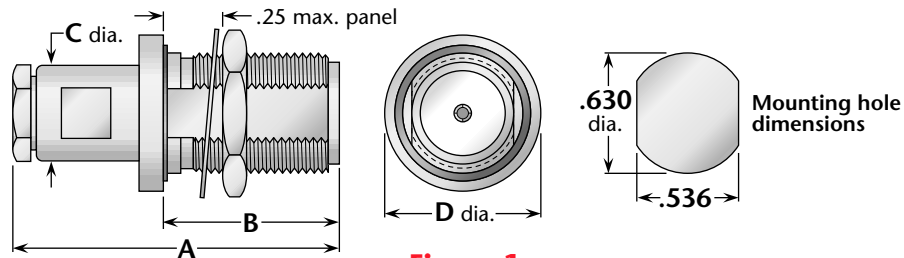


Figure 1

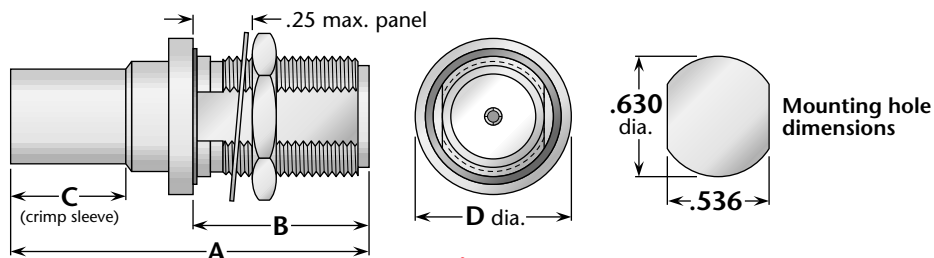


Figure 2

| M39012 P/N | Category | Cable Group | Figure | Dimensions | | | | Plating | | Assembly Procedure/ Trim code |
|-----------------------|----------|-------------|--------|------------|-----|-----|------|---------|----------|----------------------------------|
| | | | | A | B | C | D | Body | Contact | |
| M39012/03-0101 | A | VIII | 1 | 1.75 | .92 | .75 | .900 | Silver | Gold (C) | A / 01 |
| M39012/03-0102 | A | XII | 1 | 1.90 | .92 | .88 | .875 | Silver | Gold (C) | A / 01 |
| M39012/03-0501 | D | XB | 2 | 1.84 | .92 | .60 | .875 | Silver | Gold (C) | B / 03 |
| M39012/03-0502 | D | XA | 2 | 1.84 | .92 | .60 | .875 | Silver | Gold (C) | B / 03 |
| M39012/03-0503 | D | VIB | 2 | 1.74 | .92 | .50 | .875 | Silver | Gold (C) | B / 03 |
| M39012/03B0004 | B | XA | 2 | 1.84 | .92 | .60 | .875 | Silver | Gold (C) | B / 03 |
| M39012/03B0005 | B | XB | 2 | 1.84 | .92 | .60 | .875 | Silver | Gold (C) | B / 03 |

See page 2 for cable groups and category definitions. • Assembly procedures start on page 20. • (C) indicates captive contact.



M39012/04—N Receptacles

Figure 1 (Bulkhead jack, hermetically sealed)

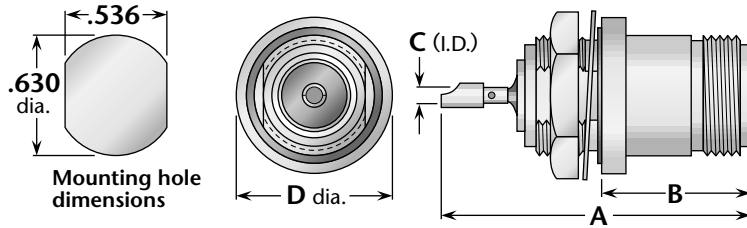
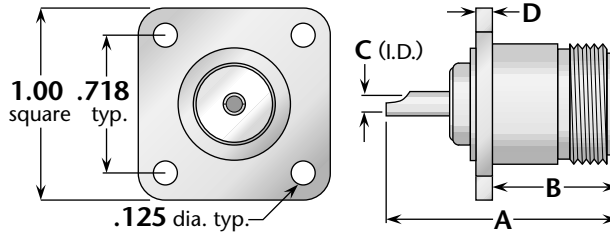


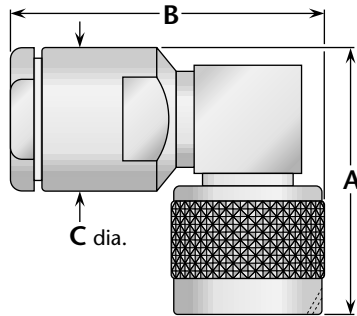
Figure 2 (Panel jack)



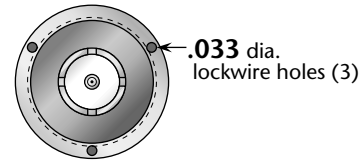
| M39012 P/N | Figure | Dimensions | | | | Maximum Panel | Plating | |
|----------------|--------|------------|------|------|------|---------------|---------|----------|
| | | A | B | C | D | | Body | Contact |
| M39012/04-0001 | 1 | 1.62 | .707 | .099 | .812 | .100 | Silver | Gold (C) |
| M39012/04-0002 | 2 | 1.13 | .66 | .100 | .080 | .110 | Silver | Gold (C) |

M39012/05—N Right Angle Plug

Figure 1



Coupling nut detail



| M39012 P/N | Category | Cable Group | Figure | Dimensions | | | Plating | | Assembly Procedure/Trim Code |
|----------------|----------|-------------|--------|------------|------|-----|---------|----------|------------------------------|
| | | | | A | B | C | Body | Contact | |
| M39012/05-0101 | A | X | 1 | 1.36 | 1.66 | .75 | Silver | Gold (C) | A / 07 |

M39012/25—N Dust Caps

Figure 1 (Cap for N jack)

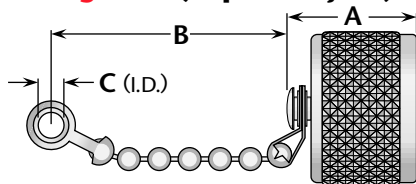
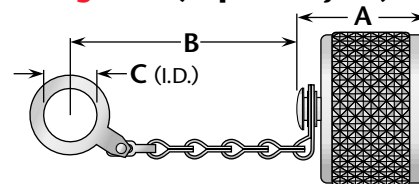


Figure 2 (Cap for N jack)



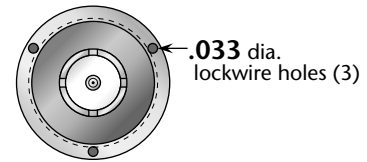
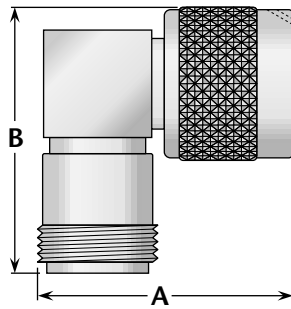
| M39012 P/N | Figure | Dimensions | | | Chain Type | Plating | |
|----------------|--------|------------|------|------|------------|---------|---------|
| | | A | B | C | | Body | Contact |
| M39012/25-0011 | 1 | .56 | 2.50 | .144 | Bead | Silver | — |
| M39012/25-0012 | 2 | .56 | 3.75 | .635 | Safety | Silver | — |

See page 2 for cable groups and category definitions. • Assembly procedures start on page 20. • (C) indicates captive contact.



M55339—N Adapters Within Series

Figure 1
(Right angle jack-plug)



Coupling nut detail
(For figures 1, 3, and 4)

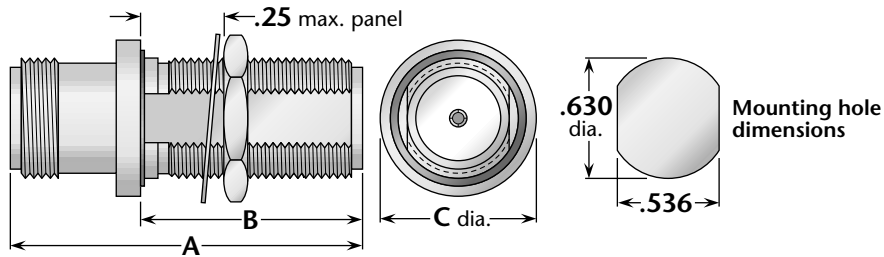


Figure 2 (Bulkhead mounted jack-jack, hermetically sealed)

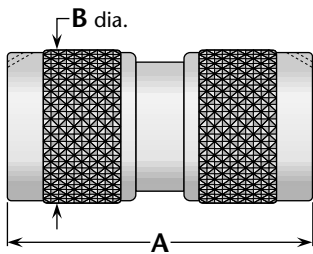


Figure 3
(Straight plug-plug)

Figure 4
(Tee, jack-plug-jack)

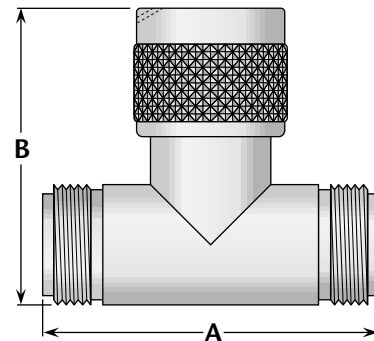


Figure 5
(Tee, jack-jack-jack)

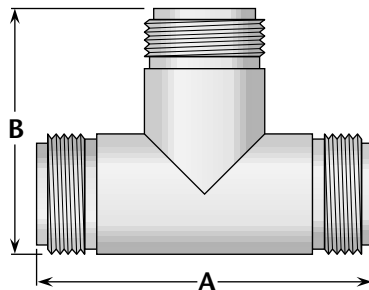
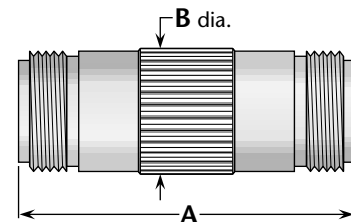


Figure 6 (Straight jack-jack)



| M55339 P/N | Figure | Dimensions | | | Plating | |
|-----------------|--------|------------|------|------|---------|----------|
| | | A | B | C | Body | Contact |
| M55339/03-00027 | 1 | 1.30 | 1.38 | — | Silver | Gold (C) |
| M55339/04-00030 | 2 | 1.54 | .86 | .875 | Silver | Gold (C) |
| M55339/05-00057 | 3 | 1.59 | — | — | Silver | Gold (C) |
| M55339/06-00001 | 4 | 1.75 | 1.47 | — | Silver | Gold (C) |
| M55339/06-00028 | 5 | 1.75 | 1.22 | — | Silver | Gold (C) |
| M55339/07-00029 | 6 | 1.75 | .66 | — | Silver | Gold (C) |

(C) indicates captive contact.



M39012/25—SMA Dust Caps

Figure 1
(Cap for SMA jack)

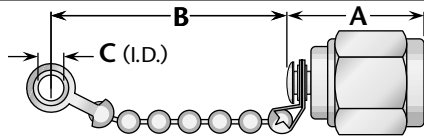


Figure 2
(Cap for SMA jack)

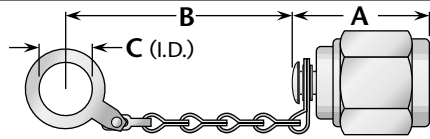


Figure 3
(Cap for SMA plug)

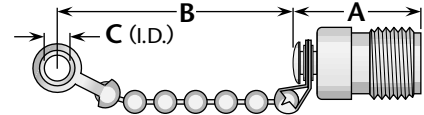
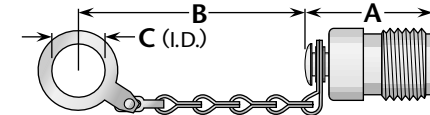
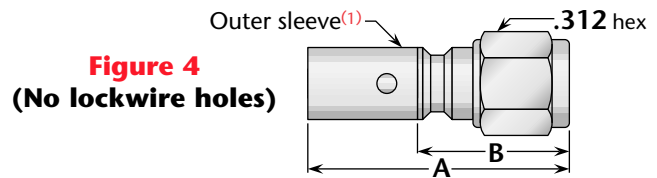
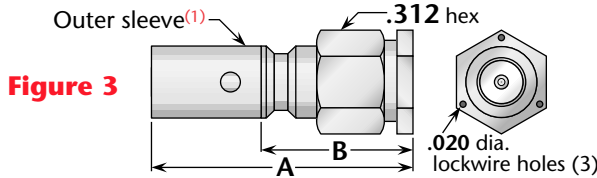
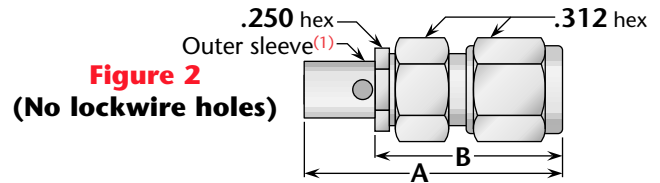
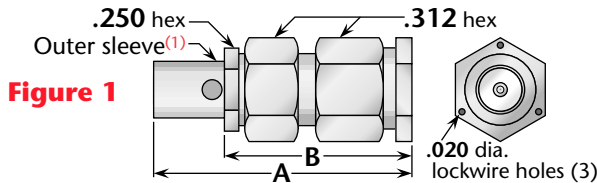


Figure 4
(Cap for SMA plug)



| M39012 P/N | Figure | Dimensions | | | Chain Type | Plating | |
|----------------|--------|------------|------|------|------------|------------|---------|
| | | A | B | C | | Body | Contact |
| M39012/25-3024 | 1 | .50 | 2.25 | .144 | Bead | Passivated | — |
| M39012/25-3025 | 2 | .50 | 3.25 | .281 | Safety | Passivated | — |
| M39012/25-3026 | 3 | .50 | 3.25 | .144 | Bead | Passivated | — |
| M39012/25-3027 | 4 | .50 | 3.25 | .281 | Safety | Passivated | — |

M39012/55—SMA Straight Plug



| M39012 P/N | Category | Cable Group | Figure | Dimensions | | Plating | | Assembly Procedure/ Trim Code |
|----------------|----------|-------------|--------|------------|-----|------------|----------|----------------------------------|
| | | | | A | B | Body | Contact | |
| M39012/55-3006 | A | I | 1 | .91 | .67 | Gold (2) | Gold (C) | M / 01 |
| M39012/55-3007 | A | II | 1 | .91 | .67 | Gold (2) | Gold (C) | M / 01 |
| M39012/55-3008 | A | IV | 3 | .94 | .57 | Gold (2) | Gold (C) | K / 12 |
| M39012/55-3009 | A | VI | 3 | .94 | .57 | Gold (2) | Gold (C) | K / 12 |
| M39012/55-3025 | C | I | 1 | .91 | .67 | Passivated | Gold (C) | M / 01 |
| M39012/55-3026 | C | IIA | 1 | .97 | .67 | Passivated | Gold (C) | M / 01 |
| M39012/55-3027 | C | IV | 3 | .94 | .57 | Passivated | Gold (C) | K / 12 |
| M39012/55-3028 | C | VIB | 3 | .95 | .57 | Passivated | Gold (C) | K / 12 |
| M39012/55-3029 | C | VIA | 3 | .97 | .57 | Passivated | Gold (C) | K / 12 |
| M39012/55-3030 | A | III | 1 | .91 | .67 | Gold (2) | Gold (C) | M / 01 |
| M39012/55-3106 | A | I | 2 | .91 | .67 | Gold (2) | Gold (C) | M / 01 |
| M39012/55-3107 | A | II | 2 | .91 | .67 | Gold (2) | Gold (C) | M / 01 |
| M39012/55-3108 | A | IV | 4 | .94 | .57 | Gold (2) | Gold (C) | K / 12 |
| M39012/55-3109 | A | VI | 4 | .94 | .57 | Gold (2) | Gold (C) | K / 12 |
| M39012/55-3125 | C | I | 2 | .91 | .67 | Passivated | Gold (C) | M / 01 |
| M39012/55-3126 | C | IIA | 2 | .97 | .57 | Passivated | Gold (C) | M / 01 |
| M39012/55-3127 | C | IV | 4 | .94 | .57 | Passivated | Gold (C) | K / 12 |
| M39012/55-3128 | C | VIB | 4 | .95 | .57 | Passivated | Gold (C) | K / 12 |
| M39012/55-3129 | C | VIA | 4 | .97 | .57 | Passivated | Gold (C) | K / 12 |
| M39012/55-3130 | A | III | 2 | .91 | .67 | Gold (2) | Gold (C) | M / 01 |

(1) Category A: Solder sleeve with access hole as shown; Category C: Crimp sleeve without access hole.
 (2) Coupling nut is passivated; body tail is gold plated for soldering of cable braid.

See page 2 for cable groups and category definitions. • Assembly procedures start on page 20. • (C) indicates captive contact.



M39012/56—SMA Right Angle Plug

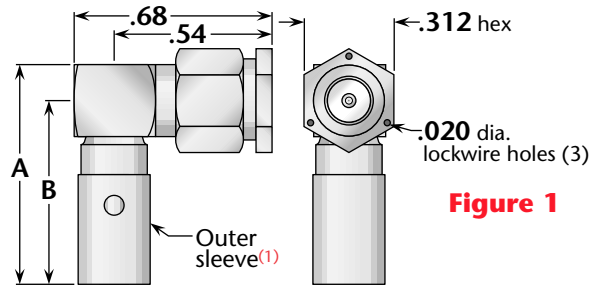


Figure 1

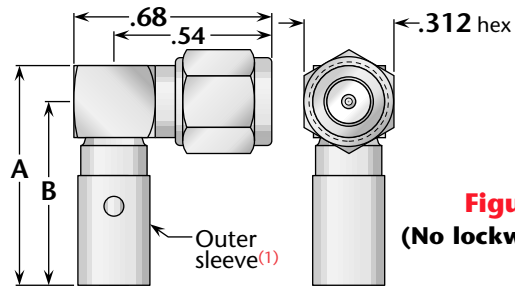


Figure 2
(No lockwire holes)

| M39012 P/N | Category | Cable Group | Figure | Dimensions | | Plating | | Assembly Procedure/ Trim Code |
|----------------|----------|-------------|--------|------------|-----|------------|----------|----------------------------------|
| | | | | A | B | Body | Contact | |
| M39012/56-3006 | A | I | 1 | .68 | .55 | Gold (2) | Gold (C) | L / 06 |
| M39012/56-3007 | A | II | 1 | .68 | .55 | Gold (2) | Gold (C) | L / 06 |
| M39012/56-3008 | A | IV | 1 | .76 | .63 | Gold (2) | Gold (C) | L / 01 |
| M39012/56-3009 | A | VI | 1 | .76 | .63 | Gold (2) | Gold (C) | L / 01 |
| M39012/56-3025 | C | I | 1 | .68 | .55 | Passivated | Gold (C) | L / 06 |
| M39012/56-3026 | C | IIA | 1 | .74 | .61 | Passivated | Gold (C) | L / 06 |
| M39012/56-3027 | C | IV | 1 | .68 | .55 | Passivated | Gold (C) | L / 06 |
| M39012/56-3028 | C | VIB | 1 | .69 | .56 | Passivated | Gold (C) | L / 06 |
| M39012/56-3029 | C | VIA | 1 | .71 | .58 | Passivated | Gold (C) | L / 06 |
| M39012/56-3030 | A | III | 1 | .68 | .55 | Gold (2) | Gold (C) | L / 06 |
| M39012/56-3106 | A | I | 2 | .68 | .55 | Gold (2) | Gold (C) | L / 06 |
| M39012/56-3107 | A | II | 2 | .68 | .55 | Gold (2) | Gold (C) | L / 06 |
| M39012/56-3108 | A | IV | 2 | .76 | .63 | Gold (2) | Gold (C) | L / 01 |
| M39012/56-3109 | A | VI | 2 | .76 | .63 | Gold (2) | Gold (C) | L / 01 |
| M39012/56-3125 | C | I | 2 | .68 | .55 | Passivated | Gold (C) | L / 06 |
| M39012/56-3126 | C | IIA | 2 | .74 | .61 | Passivated | Gold (C) | L / 06 |
| M39012/56-3127 | C | IV | 2 | .68 | .55 | Passivated | Gold (C) | L / 06 |
| M39012/56-3128 | C | VIB | 2 | .69 | .56 | Passivated | Gold (C) | L / 06 |
| M39012/56-3129 | C | VIA | 2 | .71 | .58 | Passivated | Gold (C) | L / 06 |
| M39012/56-3130 | A | III | 2 | .68 | .55 | Gold (2) | Gold (C) | L / 06 |

(1) (2) See page 10 for notes.

M39012/57—SMA Straight Jack

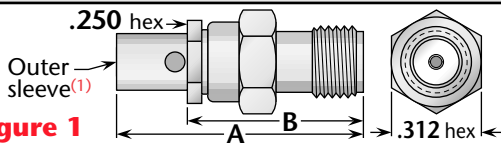


Figure 1

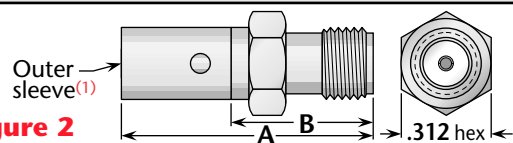


Figure 2

| M39012 P/N | Category | Cable Group | Figure | Dimensions | | Plating | | Assembly Procedure/ Trim Code |
|----------------|----------|-------------|--------|------------|-----|------------|----------|----------------------------------|
| | | | | A | B | Body | Contact | |
| M39012/57-3006 | A | I | 1 | .87 | .63 | Gold (2) | Gold (C) | M / 01 |
| M39012/57-3007 | A | II | 1 | .87 | .63 | Gold (2) | Gold (C) | M / 01 |
| M39012/57-3008 | A | IV | 2 | .90 | .53 | Gold | Gold (C) | K / 12 |
| M39012/57-3009 | A | VI | 2 | .90 | .53 | Gold | Gold (C) | K / 12 |
| M39012/57-3025 | C | I | 1 | .87 | .63 | Passivated | Gold (C) | M / 01 |
| M39012/57-3026 | C | IIA | 1 | .93 | .63 | Passivated | Gold (C) | M / 01 |
| M39012/57-3027 | C | IV | 2 | .91 | .53 | Passivated | Gold (C) | K / 12 |
| M39012/57-3028 | C | VIB | 2 | .91 | .53 | Passivated | Gold (C) | K / 12 |
| M39012/57-3029 | C | VIA | 2 | .93 | .53 | Passivated | Gold (C) | K / 12 |
| M39012/57-3030 | A | III | 1 | .87 | .63 | Gold (2) | Gold (C) | M / 01 |

(1) (2) See page 12 for notes.

See page 2 for cable groups and category definitions. • Assembly procedures start on page 20. • (C) indicates captive contact.



M39012/58—SMA Panel Jack

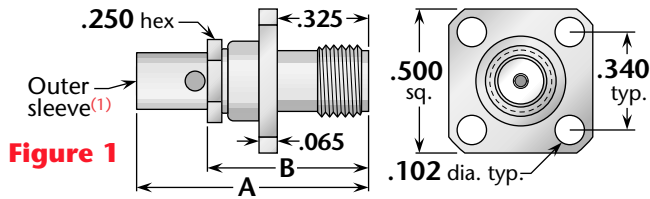


Figure 1

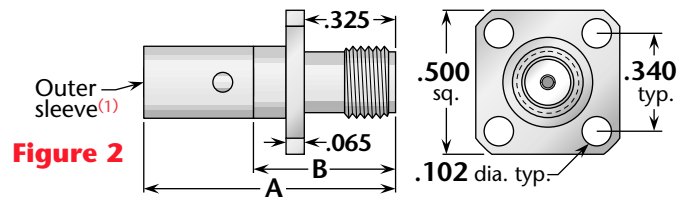


Figure 2

| M39012 P/N | Category | Cable Group | Figure | Dimensions | | Plating | | Assembly Procedure/ Trim Code |
|----------------|----------|-------------|--------|------------|-----|---------------------|----------|----------------------------------|
| | | | | A | B | Body | Contact | |
| M39012/58-3006 | A | I | 1 | .87 | .63 | Gold ⁽²⁾ | Gold (C) | M / 01 |
| M39012/58-3007 | A | II | 1 | .87 | .63 | Gold ⁽²⁾ | Gold (C) | M / 01 |
| M39012/58-3008 | A | IV | 2 | .90 | .53 | Gold | Gold (C) | K / 12 |
| M39012/58-3009 | A | VI | 2 | .90 | .53 | Gold | Gold (C) | K / 12 |
| M39012/58-3025 | C | I | 1 | .87 | .63 | Passivated | Gold (C) | M / 01 |
| M39012/58-3026 | C | IIA | 1 | .93 | .63 | Passivated | Gold (C) | M / 01 |
| M39012/58-3027 | C | IV | 2 | .91 | .53 | Passivated | Gold (C) | K / 12 |
| M39012/58-3028 | C | VIB | 2 | .91 | .53 | Passivated | Gold (C) | K / 12 |
| M39012/58-3029 | C | VIA | 2 | .93 | .53 | Passivated | Gold (C) | K / 12 |
| M39012/58-3030 | A | III | 1 | .87 | .63 | Gold ⁽²⁾ | Gold (C) | M / 01 |

M39012/59—SMA Bulkhead Jack

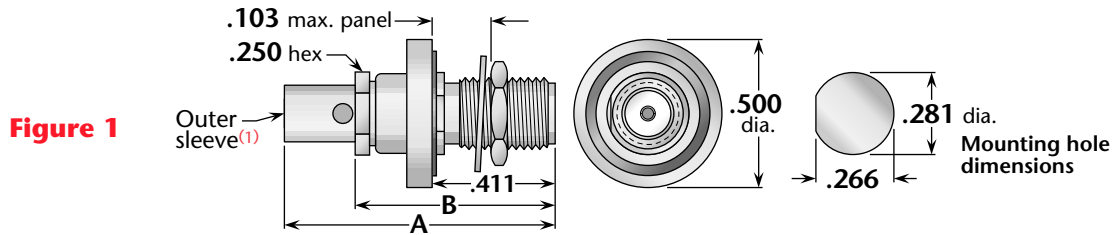


Figure 1

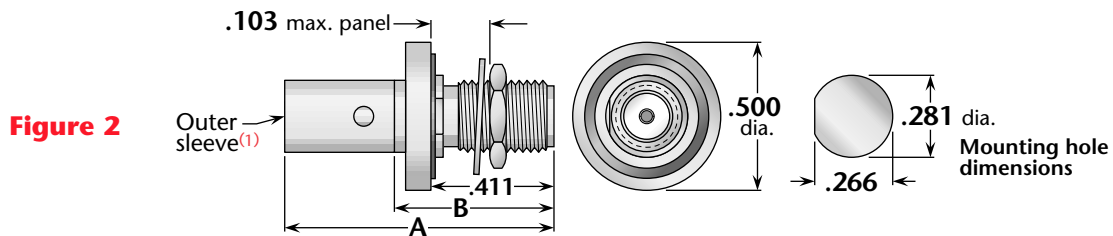


Figure 2

| M39012 P/N | Category | Cable Group | Figure | Dimensions | | Plating | | Assembly Procedure/ Trim Code |
|----------------|----------|-------------|--------|------------|-----|---------------------|----------|----------------------------------|
| | | | | A | B | Body | Contact | |
| M39012/59-3006 | A | I | 1 | .87 | .63 | Gold ⁽²⁾ | Gold (C) | M / 01 |
| M39012/59-3007 | A | II | 1 | .87 | .63 | Gold ⁽²⁾ | Gold (C) | M / 01 |
| M39012/59-3008 | A | IV | 2 | .90 | .53 | Gold | Gold (C) | K / 12 |
| M39012/59-3009 | A | VI | 2 | .90 | .53 | Gold | Gold (C) | K / 12 |
| M39012/59-3025 | C | I | 1 | .87 | .63 | Passivated | Gold (C) | M / 01 |
| M39012/59-3026 | C | IIA | 1 | .93 | .63 | Passivated | Gold (C) | M / 01 |
| M39012/59-3027 | C | IV | 2 | .91 | .53 | Passivated | Gold (C) | K / 12 |
| M39012/59-3028 | C | VIB | 2 | .91 | .53 | Passivated | Gold (C) | K / 12 |
| M39012/59-3029 | C | VIA | 2 | .93 | .53 | Passivated | Gold (C) | K / 12 |
| M39012/59-3030 | A | III | 1 | .87 | .63 | Gold ⁽²⁾ | Gold (C) | M / 01 |

⁽¹⁾ Category A: Solder sleeve with access hole as shown; Category C: Crimp sleeve without access hole.

⁽²⁾ Mating thread area is passivated; body tail is gold plated for soldering of cable braid.

See page 2 for cable groups and category definitions. • Assembly procedures start on page 20. • (C) indicates captive contact.



M39012/60—SMA Panel Jack Receptacle

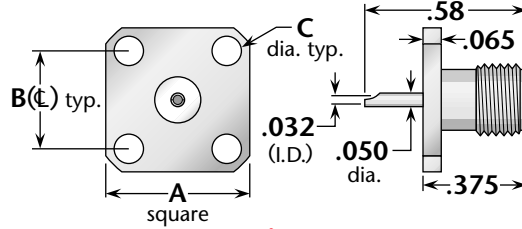


Figure 1

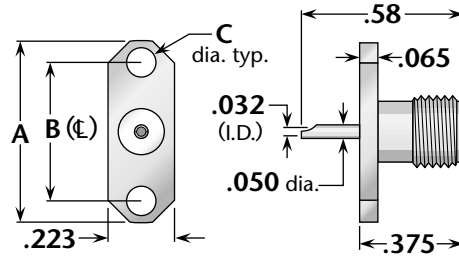


Figure 2

| M39012 P/N | Figure | Dimensions | | | Plating | |
|----------------|--------|------------|------|------|------------|----------|
| | | A | B | C | Body | Contact |
| M39012/60-3001 | 1 | .500 | .340 | .102 | Passivated | Gold (C) |
| M39012/60-3002 | 2 | .625 | .481 | .102 | Passivated | Gold (C) |

M39012/61—SMA Bulkhead Jack Receptacle

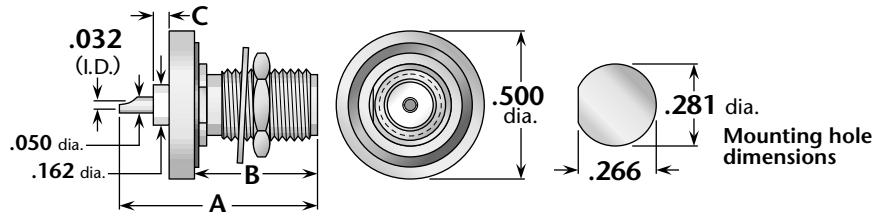


Figure 1 (Rear mount)

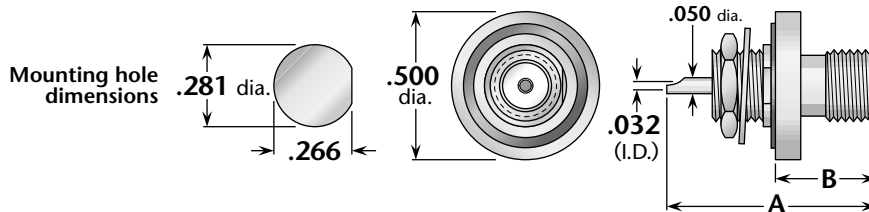


Figure 2 (Front mount)

| M39012 P/N | Figure | Dimensions | | | Maximum Panel | Plating | |
|----------------|--------|------------|------|------|---------------|------------|----------|
| | | A | B | C | | Body | Contact |
| M39012/61-3001 | 1 | .69 | .415 | .062 | .103 | Passivated | Gold (C) |
| M39012/61-3002 | 2 | .69 | .310 | — | .103 | Passivated | Gold (C) |

(C) indicates captive contact.



M39012/25—TNC Dust Caps

Figure 1 (Cap for TNC plug)

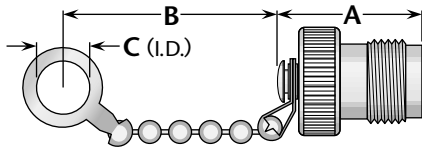


Figure 2 (Cap for TNC plug)

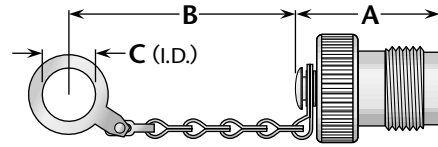


Figure 3 (Cap for TNC jack)

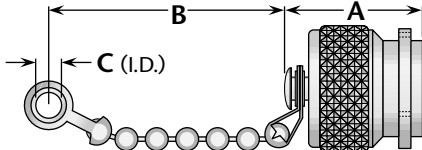
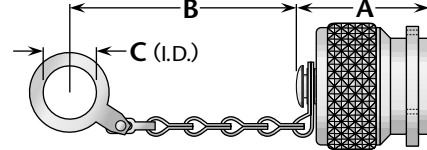


Figure 4 (Cap for TNC jack)



| M39012 P/N | Figure | Dimensions | | | Chain Type | Plating | |
|----------------|--------|------------|------|------|------------|---------|---------|
| | | A | B | C | | Body | Contact |
| M39012/25-0018 | 1 | .68 | 3.25 | .281 | Bead | Silver | — |
| M39012/25-0019 | 2 | .68 | 3.25 | .281 | Safety | Silver | — |
| M39012/25-0020 | 3 | .70 | 2.25 | .144 | Bead | Silver | — |
| M39012/25-0021 | 4 | .70 | 2.70 | .515 | Safety | Silver | — |

M39012/26—TNC Straight Plug

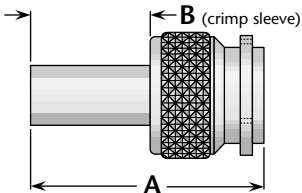


Figure 1

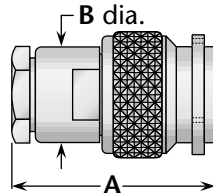
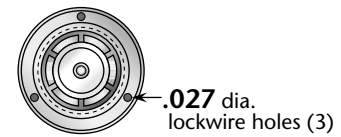


Figure 2



Coupling nut detail

| M39012 P/N | Category | Cable Group | Figure | Dimensions | | Plating | | Assembly Procedure/ Trim Code |
|----------------|----------|-------------|--------|------------|-----|---------|----------|----------------------------------|
| | | | | A | B | Body | Contact | |
| M39012/26-0010 | C | VIA | 1 | 1.10 | .50 | Silver | Gold (C) | B / 19 |
| M39012/26-0011 | C | VIB | 1 | 1.10 | .50 | Silver | Gold (C) | B / 19 |
| M39012/26-0012 | C | VIIA | 1 | 1.10 | .50 | Silver | Gold (C) | B / 19 |
| M39012/26-0013 | C | IV | 1 | 1.10 | .50 | Silver | Gold (C) | B / 19 |
| M39012/26-0014 | C | VIIIB | 1 | 1.10 | .50 | Silver | Gold (C) | B / 19 |
| M39012/26-0018 | A | II | 2 | 1.06 | .50 | Silver | Gold (C) | A / 17 |
| M39012/26-0022 | C | IIA | 1 | 1.04 | .44 | Silver | Gold (C) | Contact Factory |
| M39012/26-0023 | C | V | 1 | 1.10 | .50 | Silver | Gold (C) | B / 19 |
| M39012/26-0101 | A | VI | 2 | 1.06 | .50 | Silver | Gold (C) | A / 17 |
| M39012/26-0102 | A | VII | 2 | 1.06 | .50 | Silver | Gold (C) | A / 17 |
| M39012/26-0103 | A | IV | 2 | 1.06 | .50 | Silver | Gold (C) | A / 17 |

See page 2 for cable groups and category definitions. • Assembly procedures start on page 20. • (C) indicates captive contact.



M39012/27—TNC Straight Jack

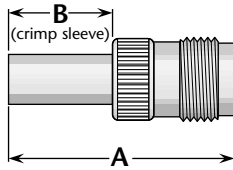


Figure 1

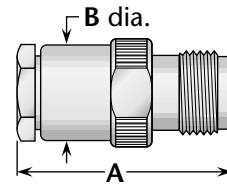


Figure 2

| M39012 P/N | Category | Cable Group | Figure | Dimensions | | Plating | | Assembly Procedure/ Trim Code |
|----------------|----------|-------------|--------|------------|-----|---------|----------|----------------------------------|
| | | | | A | B | Body | Contact | |
| M39012/27-0010 | C | VIA | 1 | 1.19 | .50 | Silver | Gold (C) | B / 19 |
| M39012/27-0011 | C | VIB | 1 | 1.19 | .50 | Silver | Gold (C) | B / 19 |
| M39012/27-0012 | C | VIIA | 1 | 1.19 | .50 | Silver | Gold (C) | B / 19 |
| M39012/27-0013 | C | IV | 1 | 1.19 | .50 | Silver | Gold (C) | B / 19 |
| M39012/27-0014 | C | VIIIB | 1 | 1.19 | .50 | Silver | Gold (C) | B / 19 |
| M39012/27-0018 | A | II | 2 | 1.16 | .50 | Silver | Gold (C) | A / 17 |
| M39012/27-0022 | C | IIA | 1 | 1.13 | .44 | Silver | Gold (C) | Contact Factory |
| M39012/27-0023 | C | V | 1 | 1.19 | .50 | Silver | Gold (C) | B / 19 |
| M39012/27-0101 | A | VI | 2 | 1.16 | .50 | Silver | Gold (C) | A / 17 |
| M39012/27-0102 | A | VII | 2 | 1.16 | .50 | Silver | Gold (C) | A / 17 |
| M39012/27-0103 | A | IV | 2 | 1.16 | .50 | Silver | Gold (C) | A / 17 |

M39012/28—TNC Bulkhead Jack

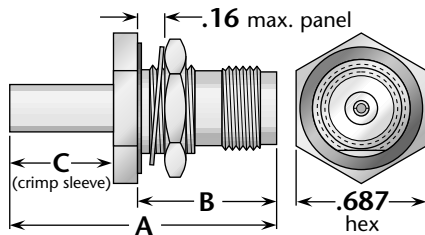


Figure 1

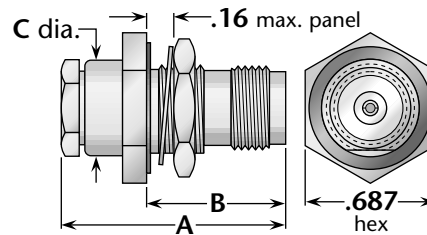
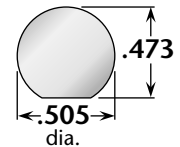


Figure 2



Mounting hole dimensions

| M39012 P/N | Category | Cable Group | Figure | Dimensions | | | Plating | | Assembly Procedure/ Trim Code |
|----------------|----------|-------------|--------|------------|-----|-----|---------|----------|----------------------------------|
| | | | | A | B | C | Body | Contact | |
| M39012/28-0010 | C | VIA | 1 | 1.43 | .81 | .50 | Silver | Gold (C) | B / 19 |
| M39012/28-0011 | C | VIB | 1 | 1.43 | .81 | .50 | Silver | Gold (C) | B / 19 |
| M39012/28-0012 | C | VIIA | 1 | 1.43 | .81 | .50 | Silver | Gold (C) | B / 19 |
| M39012/28-0013 | C | IV | 1 | 1.43 | .81 | .50 | Silver | Gold (C) | B / 19 |
| M39012/28-0014 | C | VIIIB | 1 | 1.43 | .81 | .50 | Silver | Gold (C) | B / 19 |
| M39012/28-0018 | A | II | 2 | 1.16 | .81 | .50 | Silver | Gold (C) | A / 17 |
| M39012/28-0022 | C | IIA | 1 | 1.37 | .81 | .44 | Silver | Gold (C) | Contact Factory |
| M39012/28-0023 | C | V | 1 | 1.43 | .81 | .50 | Silver | Gold (C) | B / 19 |
| M39012/28-0101 | A | VI | 2 | 1.16 | .81 | .50 | Silver | Gold (C) | A / 17 |
| M39012/28-0102 | A | VII | 2 | 1.16 | .81 | .50 | Silver | Gold (C) | A / 17 |
| M39012/28-0103 | A | IV | 2 | 1.16 | .81 | .50 | Silver | Gold (C) | A / 17 |

See page 2 for cable groups and category definitions. • Assembly procedures start on page 20. • (C) indicates captive contact.



M39012/29—TNC Panel Jack

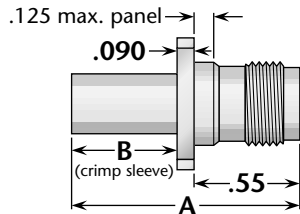


Figure 1

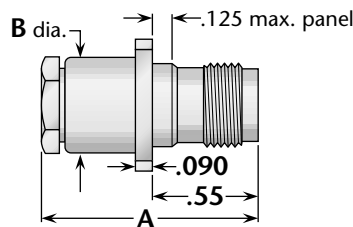
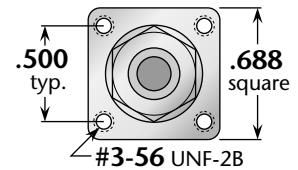


Figure 2



Flange dimensions

| M39012 P/N | Category | Cable Group | Figure | Dimensions | | Plating | | Assembly Procedure/ Trim Code |
|----------------|----------|-------------|--------|------------|-----|---------|----------|----------------------------------|
| | | | | A | B | Body | Contact | |
| M39012/29-0010 | C | VIA | 1 | 1.17 | .50 | Silver | Gold (C) | B / 19 |
| M39012/29-0011 | C | VIB | 1 | 1.17 | .50 | Silver | Gold (C) | B / 19 |
| M39012/29-0012 | C | VIIA | 1 | 1.43 | .50 | Silver | Gold (C) | B / 19 |
| M39012/29-0013 | C | IV | 1 | 1.17 | .50 | Silver | Gold (C) | B / 19 |
| M39012/29-0014 | C | VIIIB | 1 | 1.17 | .50 | Silver | Gold (C) | B / 19 |
| M39012/29-0018 | A | II | 2 | 1.16 | .50 | Silver | Gold (C) | A / 17 |
| M39012/29-0022 | C | IIA | 1 | 1.13 | .44 | Silver | Gold (C) | Contact Factory |
| M39012/29-0101 | A | VI | 2 | 1.16 | .50 | Silver | Gold (C) | A / 17 |
| M39012/29-0102 | A | VII | 2 | 1.16 | .50 | Silver | Gold (C) | A / 17 |
| M39012/29-0103 | A | IV | 2 | 1.16 | .50 | Silver | Gold (C) | A / 17 |

M39012/31—TNC Bulkhead Receptacle

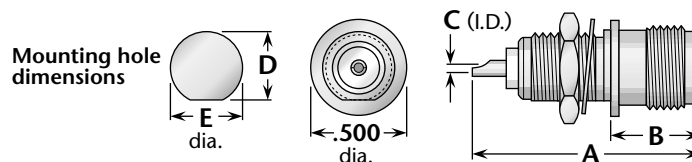


Figure 1

| M39012 P/N | Figure | Dimensions | | | | | Maximum Panel | Plating | |
|----------------|--------|------------|-----|------|------|------|---------------|---------|----------|
| | | A | B | C | D | E | | Body | Contact |
| M39012/31-0001 | 1 | 1.06 | .47 | .062 | .410 | .442 | .13 | Silver | Gold (C) |
| M39012/31-0002 | 1 | 1.19 | .47 | .062 | .348 | .380 | .25 | Silver | Gold (C) |

(C) indicates captive contact.



M39012/32—TNC Panel Receptacle

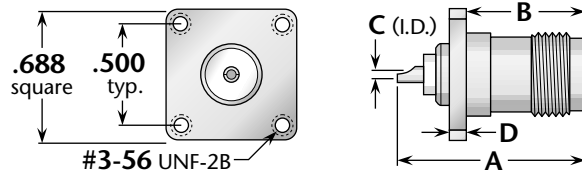
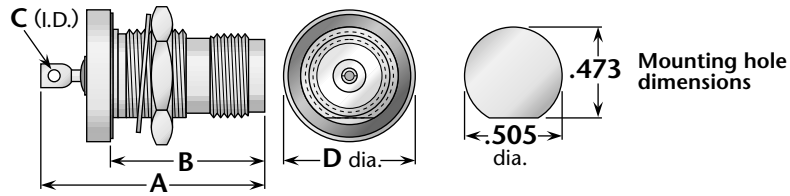


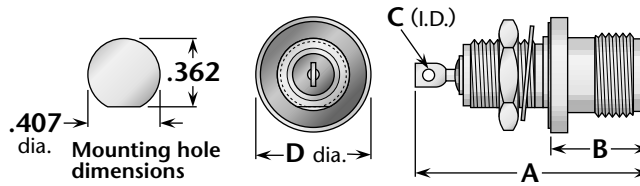
Figure 1

| M39012 P/N | Figure | Dimensions | | | | Maximum Panel | Plating | |
|-----------------------|--------|------------|-----|------|------|---------------|---------|----------|
| | | A | B | C | D | | Body | Contact |
| M39012/32-0001 | 1 | 1.06 | .63 | .062 | .090 | .125 | Silver | Gold (C) |

M39012/34—TNC Bulkhead Receptacle (Hermetically Sealed)



**Figure 1
(Rear mount)**



**Figure 2
(Front Mount)**

| M39012 P/N | Figure | Dimensions | | | | Maximum Panel | Plating | |
|-----------------------|--------|------------|-----|------|------|---------------|---------|----------|
| | | A | B | C | D | | Body | Contact |
| M39012/34-0001 | 1 | 1.20 | .83 | .062 | .687 | .25 | Silver | Gold (C) |
| M39012/34-0002 | 2 | 1.20 | .52 | .062 | .594 | .25 | Silver | Gold (C) |

(C) indicates captive contact.



M55339—Adapters Between Series

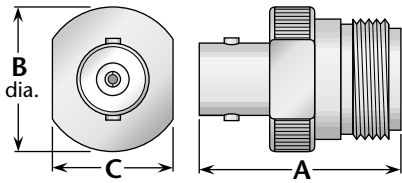


Figure 1 (BNC jack—N jack)

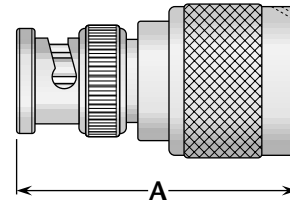


Figure 2 (BNC plug—N plug)

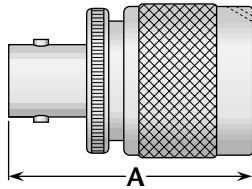


Figure 3 (BNC jack—N plug)

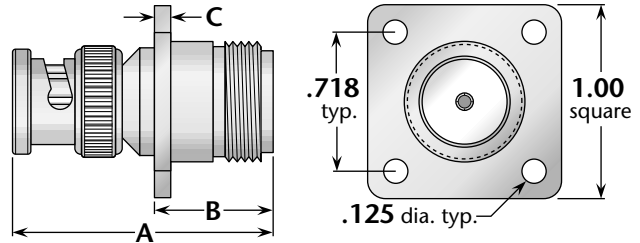


Figure 4 (BNC plug—N jack, panel mounted)

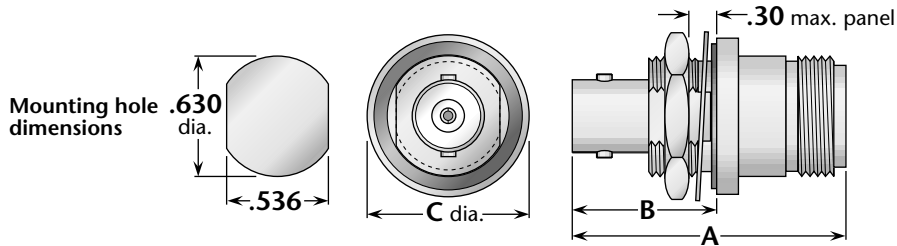


Figure 5 (BNC jack—N jack, bulkhead mounted, pressurized)

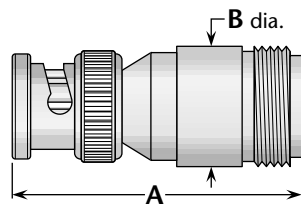


Figure 6 (BNC plug—N jack)

| M55339 P/N | Figure | Dimensions | | | Plating | |
|------------------------|--------|------------|-------|------|---------|----------|
| | | A | B | C | Body | Contact |
| M55339/01-00001 | 1 | 1.13 | .75 | .625 | Silver | Gold (C) |
| M55339/18-01034 | 2 | 1.48 | — | — | Silver | Gold (C) |
| M55339/20-00201 | 3 | 1.31 | — | — | Silver | Gold (C) |
| M55339/24-00335 | 4 | 1.47 | .736 | .080 | Silver | Gold (C) |
| M55339/25-00606 | 5 | 1.75 | 1.026 | .812 | Silver | Gold (C) |
| M55339/49-00349 | 6 | 1.47 | .625 | — | Silver | Gold (C) |

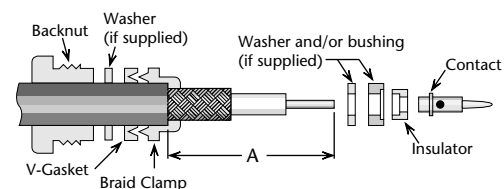
(C) indicates captive contact.

Assembly Procedure A

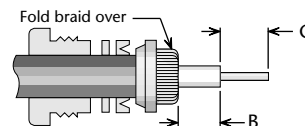
Cable Trim Codes

| Code | A | B | C |
|------|------|------|------|
| A/01 | .375 | .047 | .203 |
| A/07 | .375 | .047 | .125 |
| A/17 | .375 | .109 | .125 |
| A/37 | .281 | .038 | .188 |
| A/38 | .281 | .069 | .156 |

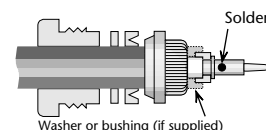
- 1) Trim cable jacket to dimension A. Slide backnut, washer, V-gasket, and braid clamp onto cable as shown. Cable jacket should bottom on step inside braid clamp.



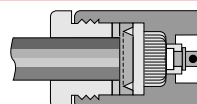
- 2) Comb braid wires out straight and fold back over front shoulder of braid clamp (braid wires should not overlap after folding). Trim braid wires flush with step of braid clamp. Trim cable dielectric and center conductor to dimensions B and C.



- 3) If support insulator is provided for RG-62 or 71 cable, insert into hollow in dielectric. Assemble rear bushing or washer (if supplied), rear insulator, and contact, and solder contact to center conductor. Rear of contact should be flush with cable dielectric end.



- 4) Insert prepared cable and hardware into body and tighten backnut.

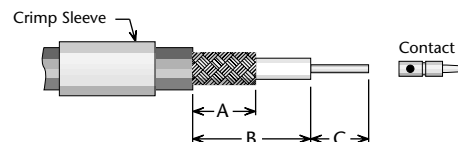


Assembly Procedure B

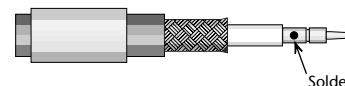
Cable Trim Codes

| Code | A | B | C |
|------|------|------|------|
| B/03 | .406 | .500 | .187 |
| B/10 | .280 | .436 | .187 |
| B/19 | .343 | .437 | .156 |

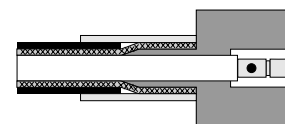
- 1) Trim cable per chart. Slide crimp sleeve back onto cable.



- 2) If support insulator is provided for RG-62 or 71 cable, insert into hollow in dielectric. Solder or crimp contact onto center conductor; back of contact flush with trimmed end of cable dielectric. Flare cut end of braid slightly by rotating dielectric.



- 3) Insert cable/contact into rear of body, with all braid wires on outside of crimp tail. Push cable in until contact snaps into insulator. Slide crimp sleeve forward until flush with body and crimp (see page 20 for hex die sizes).

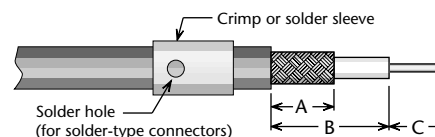


Assembly Procedure K

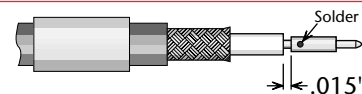
Cable Trim Codes

| Code | A | B | C |
|------|------|------|------|
| K/12 | .281 | .390 | .140 |

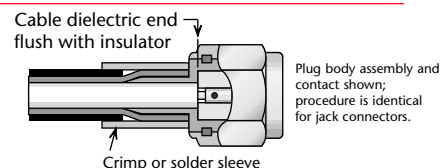
- 1) Trim cable per chart. Slide crimp (or solder) sleeve onto cable.



- 2) Solder contact onto center conductor, fixturing to maintain gap as shown. Flare cut end of braid slightly by rotating dielectric.



- 3) Insert cable/contact into rear of body, with all braid wires on outside of crimp tail. Push cable in until cable dielectric bottoms in connector. Slide crimp sleeve forward until flush with body and crimp (see page 20 for hex die sizes). (For solder-type connectors, solder braid to body and sleeve through hole in sleeve.)



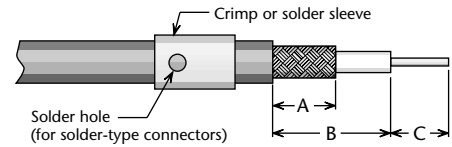


Assembly Procedure L

Cable Trim Codes

| Code | A | B | C |
|------|------|------|------|
| L/01 | .250 | .438 | .109 |
| L/06 | .281 | .390 | .070 |

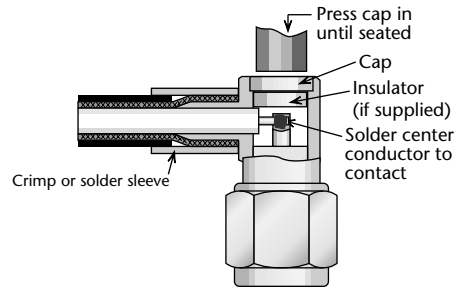
- 1) Trim cable per chart. Slide crimp (or solder) sleeve onto cable.



- 2) Insert cable into rear of body, with all braid wires on outside of crimp tail. Push cable in until end of braid touches connector body shoulder and center conductor rests in contact slot.

Slide crimp sleeve forward until flush with body and crimp (see page 20 for hex die sizes). (For solder-type connectors, solder braid to body and sleeve through hole in sleeve.)

Solder center conductor into contact slot, assemble insulator disc (if supplied), then press cap into body until seated or screw into place.

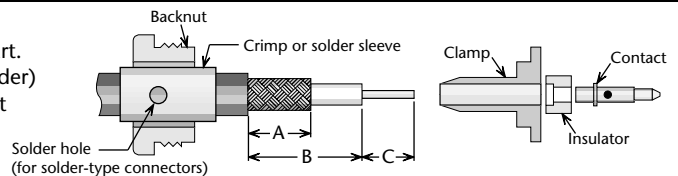


Assembly Procedure M

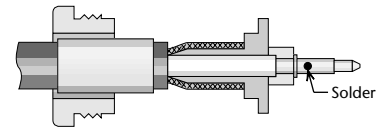
Cable Trim Codes

| Code | A | B | C |
|------|------|------|------|
| M/01 | .281 | .390 | .140 |

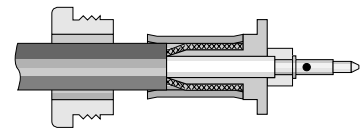
- 1) Trim cable per chart. Slide crimp (or solder) sleeve and backnut onto cable.



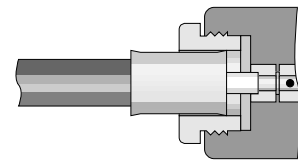
- 2) Flare cut end of braid slightly by rotating dielectric. Insert cable into rear of clamp, with all braid wires on outside of crimp tail. Slide insulator over cable dielectric until it is flush with front of clamp, and cable insulation bottoms inside insulator. Slide contact onto center conductor, with contact shoulder flush with front of insulator. Solder contact to center conductor.



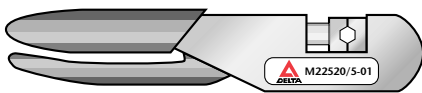
- 3) Slide crimp sleeve forward until flush with clamp shoulder; crimp as close to shoulder as possible. (see page 20 for hex die sizes). (For solder-type connectors, solder braid to body and sleeve through hole in sleeve.)



- 4) Insert prepared cable into back of body. Slide nut forward and tighten to 12-15 inch-pounds.



Crimp Tools for Flexible Cable



Frame only—P/N M22520/5-01—Use with interchangeable dies listed below.

| Hex Die Size | Die Set P/N | Closure |
|---------------------|-------------|---------|
| .429 hex, .400 wide | M22520/5-61 | A |
| .213 hex, .400 wide | M22520/5-19 | B |
| .255 hex, .400 wide | M22520/5-19 | A |
| .128 hex, .400 wide | M22520/5-35 | B |
| .151 hex, .400 wide | M22520/5-37 | B |
| .105 hex, .400 wide | M22520/5-33 | B |

Click on any part number to jump to the appropriate page.

| Part Number | Page | Part Number | Page | Part Number | Page | Part Number | Page | Part Number | Page |
|----------------|-------|----------------|--------|----------------|--------|----------------|--------|-----------------|--------|
| M39012/01-0005 | ... 7 | M39012/18-0111 | ... 3 | M39012/27-0010 | ... 16 | M39012/55-3028 | ... 11 | M39012/58-3008 | ... 13 |
| M39012/01-0015 | ... 7 | M39012/18-0118 | ... 3 | M39012/27-0011 | ... 16 | M39012/55-3029 | ... 11 | M39012/58-3009 | ... 13 |
| M39012/01-0125 | ... 7 | M39012/18-0220 | ... 3 | M39012/27-0012 | ... 16 | M39012/55-3030 | ... 11 | M39012/58-3025 | ... 13 |
| M39012/01-0501 | ... 7 | M39012/19-0101 | ... 4 | M39012/27-0013 | ... 16 | M39012/55-3106 | ... 11 | M39012/58-3026 | ... 13 |
| M39012/01-0502 | ... 7 | M39012/19-0102 | ... 4 | M39012/27-0014 | ... 16 | M39012/55-3107 | ... 11 | M39012/58-3027 | ... 13 |
| M39012/01-0503 | ... 7 | M39012/19-0110 | ... 4 | M39012/27-0018 | ... 16 | M39012/55-3108 | ... 11 | M39012/58-3028 | ... 13 |
| M39012/01B0007 | ... 7 | M39012/19-0111 | ... 4 | M39012/27-0022 | ... 16 | M39012/55-3109 | ... 11 | M39012/58-3029 | ... 13 |
| M39012/01B0008 | ... 7 | M39012/19-0118 | ... 4 | M39012/27-0023 | ... 16 | M39012/55-3125 | ... 11 | M39012/58-3030 | ... 13 |
| M39012/02-0003 | ... 7 | M39012/19-0220 | ... 4 | M39012/27-0101 | ... 16 | M39012/55-3126 | ... 11 | M39012/59-3006 | ... 13 |
| M39012/02-0006 | ... 8 | M39012/20-0006 | ... 4 | M39012/27-0102 | ... 16 | M39012/55-3127 | ... 11 | M39012/59-3007 | ... 13 |
| M39012/02-0101 | ... 7 | M39012/20-0007 | ... 4 | M39012/27-0103 | ... 16 | M39012/55-3128 | ... 11 | M39012/59-3008 | ... 13 |
| M39012/02-0104 | ... 8 | M39012/20-0101 | ... 4 | M39012/28-0010 | ... 16 | M39012/55-3129 | ... 11 | M39012/59-3009 | ... 13 |
| M39012/02-0501 | ... 7 | M39012/20-0102 | ... 4 | M39012/28-0011 | ... 16 | M39012/55-3130 | ... 11 | M39012/59-3025 | ... 13 |
| M39012/02-0502 | ... 7 | M39012/20-0108 | ... 4 | M39012/28-0012 | ... 16 | M39012/56-3006 | ... 12 | M39012/59-3026 | ... 13 |
| M39012/02-0503 | ... 7 | M39012/21-0001 | ... 4 | M39012/28-0013 | ... 16 | M39012/56-3007 | ... 12 | M39012/59-3027 | ... 13 |
| M39012/02-0511 | ... 8 | M39012/21-0002 | ... 4 | M39012/28-0014 | ... 16 | M39012/56-3008 | ... 12 | M39012/59-3028 | ... 13 |
| M39012/02-0512 | ... 8 | M39012/21-0003 | ... 4 | M39012/28-0018 | ... 16 | M39012/56-3009 | ... 12 | M39012/59-3029 | ... 13 |
| M39012/02-0513 | ... 8 | M39012/22-0001 | ... 5 | M39012/28-0022 | ... 16 | M39012/56-3025 | ... 12 | M39012/59-3030 | ... 13 |
| M39012/02B0008 | ... 6 | M39012/24-0001 | ... 5 | M39012/28-0023 | ... 16 | M39012/56-3026 | ... 12 | M39012/60-3001 | ... 14 |
| M39012/02B0009 | ... 6 | M39012/24-0002 | ... 5 | M39012/28-0101 | ... 16 | M39012/56-3027 | ... 12 | M39012/60-3002 | ... 14 |
| M39012/03-0101 | ... 6 | M39012/25-0006 | ... 5 | M39012/28-0102 | ... 16 | M39012/56-3028 | ... 12 | M39012/61-3001 | ... 14 |
| M39012/03-0102 | ... 6 | M39012/25-0007 | ... 5 | M39012/28-0103 | ... 16 | M39012/56-3029 | ... 12 | M39012/61-3002 | ... 14 |
| M39012/03-0501 | ... 6 | M39012/25-0008 | ... 5 | M39012/29-0010 | ... 17 | M39012/56-3030 | ... 12 | M55339/01-00001 | .. 19 |
| M39012/03-0502 | ... 6 | M39012/25-0009 | ... 5 | M39012/29-0011 | ... 17 | M39012/56-3106 | ... 12 | M55339/03-00027 | .. 10 |
| M39012/03-0503 | ... 6 | M39012/25-0011 | ... 9 | M39012/29-0012 | ... 17 | M39012/56-3107 | ... 12 | M55339/04-00030 | .. 10 |
| M39012/03B0004 | ... 6 | M39012/25-0012 | ... 9 | M39012/29-0013 | ... 17 | M39012/56-3108 | ... 12 | M55339/05-00057 | .. 10 |
| M39012/03B0005 | ... 6 | M39012/25-0018 | ... 15 | M39012/29-0014 | ... 17 | M39012/56-3109 | ... 12 | M55339/06-00001 | .. 10 |
| M39012/04-0001 | ... 9 | M39012/25-0019 | ... 15 | M39012/29-0018 | ... 17 | M39012/56-3125 | ... 12 | M55339/06-00028 | .. 10 |
| M39012/04-0002 | ... 9 | M39012/25-0020 | ... 15 | M39012/29-0022 | ... 17 | M39012/56-3126 | ... 12 | M55339/07-00029 | .. 10 |
| M39012/05-0101 | ... 9 | M39012/25-0021 | ... 15 | M39012/29-0101 | ... 17 | M39012/56-3127 | ... 12 | M55339/13-00492 | ... 6 |
| M39012/16-0101 | ... 3 | M39012/25-3024 | ... 11 | M39012/29-0102 | ... 17 | M39012/56-3128 | ... 12 | M55339/14-00306 | ... 6 |
| M39012/16-0102 | ... 3 | M39012/25-3025 | ... 11 | M39012/29-0103 | ... 17 | M39012/56-3129 | ... 12 | M55339/15-00491 | ... 6 |
| M39012/16-0103 | ... 3 | M39012/25-3026 | ... 11 | M39012/31-0001 | ... 17 | M39012/56-3130 | ... 12 | M55339/16-00914 | ... 6 |
| M39012/16-0111 | ... 3 | M39012/25-3027 | ... 11 | M39012/31-0002 | ... 17 | M39012/57-3006 | ... 12 | M55339/17-00001 | ... 6 |
| M39012/16-0118 | ... 3 | M39012/26-0010 | ... 15 | M39012/32-0001 | ... 18 | M39012/57-3007 | ... 12 | M55339/17-00002 | ... 6 |
| M39012/16-0220 | ... 3 | M39012/26-0011 | ... 15 | M39012/34-0001 | ... 18 | M39012/57-3008 | ... 12 | M55339/17-00274 | ... 6 |
| M39012/16-0225 | ... 3 | M39012/26-0012 | ... 15 | M39012/34-0002 | ... 18 | M39012/57-3009 | ... 12 | M55339/18-01034 | .. 19 |
| M39012/17-0101 | ... 3 | M39012/26-0013 | ... 15 | M39012/55-3006 | ... 11 | M39012/57-3025 | ... 12 | M55339/20-00201 | .. 19 |
| M39012/17-0102 | ... 3 | M39012/26-0014 | ... 15 | M39012/55-3007 | ... 11 | M39012/57-3026 | ... 12 | M55339/24-00335 | .. 19 |
| M39012/17-0103 | ... 3 | M39012/26-0018 | ... 15 | M39012/55-3008 | ... 11 | M39012/57-3027 | ... 12 | M55339/25-00606 | .. 19 |
| M39012/17-0111 | ... 3 | M39012/26-0022 | ... 15 | M39012/55-3009 | ... 11 | M39012/57-3028 | ... 12 | M55339/49-00349 | .. 19 |
| M39012/17-0118 | ... 3 | M39012/26-0023 | ... 15 | M39012/55-3025 | ... 11 | M39012/57-3029 | ... 12 | | |
| M39012/18-0101 | ... 3 | M39012/26-0101 | ... 15 | M39012/55-3026 | ... 11 | M39012/57-3030 | ... 12 | | |
| M39012/18-0102 | ... 3 | M39012/26-0102 | ... 15 | M39012/55-3027 | ... 11 | M39012/58-3006 | ... 13 | | |
| M39012/18-0103 | ... 3 | M39012/26-0103 | ... 15 | | | M39012/58-3007 | ... 13 | | |

Other Military Part numbers: We still manufacture a broad line of older CW-, MX-, and UG- connectors, as listed below— for given UG numbers we can provide all letter variations (A/U, B/U, etc.).

| | | | | | | | | |
|-----------|----------|----------|----------|----------|----------|----------|-----------|-----------|
| CW-123/U | UG-83/U | UG-244/U | UG-423/U | UG-568/U | UG-633/U | UG-912/U | UG-997/U | UG-1148/U |
| CW-155/U | UG-88/U | UG-253/U | UG-427/U | UG-569/U | UG-634/U | UG-913/U | UG-1003/U | UG-1174/U |
| CW-159/U | UG-89/U | UG-255/U | UG-447/U | UG-570/U | UG-635/U | UG-914/U | UG-1016/U | UG-1185/U |
| CW-282/U | UG-94/U | UG-259/U | UG-464/U | UG-571/U | UG-636/U | UG-925/U | UG-1019/U | UG-1186/U |
| MX-554/U | UG-95/U | UG-260/U | UG-491/U | UG-572/U | UG-637/U | UG-926/U | UG-1033/U | UG-1187/U |
| MX-913/U | UG-105/U | UG-261/U | UG-492/U | UG-573/U | UG-642/U | UG-927/U | UG-1034/U | UG-1213/U |
| MX-1142/U | UG-107/U | UG-262/U | UG-493/U | UG-574/U | UG-643/U | UG-928/U | UG-1050/U | UG-1214/U |
| MX-1143/U | UG-108/U | UG-271/U | UG-494/U | UG-589/U | UG-657/U | UG-931/U | UG-1055/U | UG-1287/U |
| UG-18/U | UG-146/U | UG-273/U | UG-495/U | UG-593/U | UG-680/U | UG-932/U | UG-1056/U | UG-1320/U |
| UG-19/U | UG-154/U | UG-274/U | UG-496/U | UG-594/U | UG-690/U | UG-935/U | UG-1094/U | UG-1364/U |
| UG-20/U | UG-157/U | UG-290/U | UG-532/U | UG-602/U | UG-692/U | UG-937/U | UG-1095/U | UG-1365/U |
| UG-21/U | UG-159/U | UG-291/U | UG-533/U | UG-603/U | UG-701/U | UG-938/U | UG-1098/U | UG-1366/U |
| UG-22/U | UG-160/U | UG-306/U | UG-534/U | UG-604/U | UG-702/U | UG-940/U | UG-1098/U | UG-1412/U |
| UG-23/U | UG-167/U | UG-309/U | UG-535/U | UG-606/U | UG-703/U | UG-941/U | UG-1104/U | UG-1413/U |
| UG-27/U | UG-185/U | UG-333/U | UG-536/U | UG-624/U | UG-704/U | UG-943/U | UG-1107/U | UG-1424/U |
| UG-28/U | UG-201/U | UG-335/U | UG-556/U | UG-625/U | UG-705/U | UG-944/U | UG-1108/U | UG-1463/U |
| UF-29/U | UG-202/U | UG-349/U | UG-557/U | UG-626/U | UG-706/U | UG-945/U | UG-1109/U | UG-1464/U |
| UG-30/U | UG-203/U | UG-352/U | UG-559/U | UG-627/U | UG-707/U | UG-959/U | UG-1111/U | UG-1465/U |
| UG-57/U | UG-204/U | UG-394/U | UG-560/U | UG-628/U | UG-709/U | UG-961/U | UG-1132/U | UG-1487/U |
| UG-58/U | UG-212/U | UG-413/U | UG-564/U | UG-629/U | UG-710/U | UG-968/U | UG-1134/U | UG-1820/U |
| UG-59/U | UG-220/U | UG-414/U | UG-565/U | UG-630/U | UG-909/U | UG-972/U | UG-1138/U | UG-1841/U |
| UG-60/U | UG-225/U | UG-421/U | UG-566/U | UG-631/U | UG-910/U | UG-973/U | UG-1144/U | UG-1873/U |
| UG-61/U | UG-240/U | UG-422/U | UG-567/U | UG-632/U | UG-911/U | UG-981/U | UG-1146/U | UG-1915/U |

About Delta Electronics

Manufacturing Corporation

ISO9001:2008 Certified

From our early New England roots to our current global manufacturing presence, we have consistently grown with, and adapted to, the ever-changing requirements of the coaxial connector market. Beginning as a small manufacturer of UHF-frequency connectors, our growth in product lines and manufacturing capability now positions us as a premier connector supplier, with one of the broadest ranges of products in the industry.

Along with our product-line expansion, we recognized the need to keep pace with innovations such as Lean Manufacturing, precision CNC turning centers, and sophisticated CAD/CAM and HFSS design-modeling software, all geared toward providing our customers the highest-quality products available, with quick delivery and competitive prices.

As the connector market expanded in scope worldwide, we responded by developing a global presence to better serve the needs of our customers, both domestic and international.

Our wholly-owned subsidiary in Nanjing, China provides unmatched capability to meet customer requirements, particularly for low-cost, high-volume connector types.

In recognition of our customers' need to streamline their processes, we have launched our "Value Added" services, providing finished cable assemblies and integrated connectorized components that help our customers optimize their production and eliminate overhead.

Another "Value-Added" service is our new, fully-automated electroplating facility, incorporating robotic handling and computerized process controls and testing, increasing our capability to perform contract plating of a wide variety of component parts with the same quality and consistency featured on our connectors.

Call us for all your coaxial connector needs—we make over 70 different series to match your requirements exactly, including:

- 1.0/2.3 • 7/16 • Adapters Between Series* • BMA • BMMA • BNC*
- BNC Push-on • C • Cable assemblies • E-Line Brass SMA • GHV
- GR874 • HN • LC-LT • MC-Card • MCX • MMCX • MHV • N* • QDS
- QDL • QMA • SC • SM • SMA* • SMA 26.5 GHz • SMA 27 GHz
- SMB • SMC • SMD • SMK (2.92 MM) • SMP • SSMC • TNC*
- TPS • Triaxial BNC, C, N, TNC • Twinax BNC, HN, TNC
- Twinax HV • Twinax 3/4-20 • 75Ω BNC, TNC
- 70Ω N • UHF

*M39012/M55339 QPL available.



→ Connect Here.



→ Connect Here.

www.DeltaRF.com

Delta Electronics Mfg. Corp.
Tel: (978) 927-1060 • Fax: (978) 922-6430
P.O. Box 53 • 416 Cabot St.
Beverly, MA 01915 USA

Delta Microwave Electronics MFG. Corp.
Tel: +86 25 85436296 • Fax: +86 25 85436297
Room 209, Changjiang Science & Technology Park
Luxiying 97# • Nanjing 210037, China

QPL pdf Vol 1.1 8/09