

# BOARD MOUNT SOCKET (Straight)

## FEATURES

- Chamfered entry prevents pin stubbing
- High reliability tuning fork contact
- Standoffs reduce rework due to flux residue
- Low Insertion Force (LIF) and Hi Temp versions available
- Mates with Crane's PEG, MPEG, DPEG, LPEG, TPEG Headers

## STANDARD PART DIMENSIONS

INSULATOR BODY		Single Row	Dual Row	Triple Row
<b>W</b>	WIDTH	0.100" / 2,54mm	0.200" / 5,08mm	0.300" / 7,62mm
<b>H</b>	HEIGHT	0.325" / 8,25mm	0.325" / 8,25mm	0.325" / 8,25mm
<b>S</b>	STANDOFF	0.015" / 0,38mm	0.015" / 0,38mm	0.015" / 0,38mm

PC TAIL		Single Row	Dual Row	Triple Row
<b>L</b>	LENGTH	0.125" / 3,18mm	0.125" / 3,18mm	0.125" / 3,18mm

WIDTH X THICKNESS	0.030" / 0,76mm x 0.016" / 0,41mm
-------------------	-----------------------------------

## MATERIALS

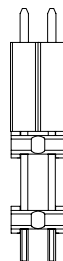
INSULATOR BODY	Glass Filled Polyester (UL94V-O)
INSULATOR BODY (Hi Temp)	High Temp Thermoplastic (UL94V-O)
CONTACT	Copper Alloy 770

See SPECIFICATIONS and PERFORMANCE DATA for more information.

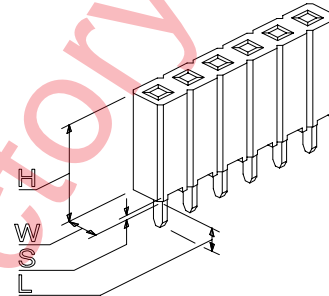
**NOW AVAILABLE WITH LOW INSERTION FORCE (2.5 OZ. AVG.) CONTACTS**

## Crane Really Stacks UP (And DOWN Too!)

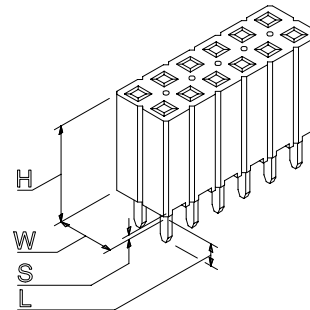
Crane's Board Mount Sockets team with Crane's Pin Strip Headers for a variety of board stacking options. When our MATP Series sockets are mated with our MPEG Series Headers, board stacking options in excess of 2.000" HIGH are achievable. When our ABS Series Board Mount Sockets are mated with our DPEG Series Pin Strip Headers, stacking options as low as 0.200" can be achieved. When it comes to board stacking... **CRANE CAN.**



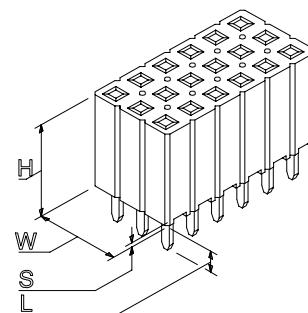
## SINGLE ROW (1 to 36 Positions)



## DUAL ROW (2 to 72 Positions)



## TRIPLE ROW (3 to 108 Positions)



**D.E.S.C. Approved Products**  
(Defense Electronics Supply Center)

**SAMPLE HOTLINE: 1-800-676-7644**

0.100" (2,54mm) Centers  
To Mate With 0.025" (0,64mm)  
Square Mating Posts

## HOW TO ORDER CRANE'S ATP/ATL SERIES

## STANDARD PART NUMBER

OPT



OPT

		-	-								
<b>PRODUCT SERIES</b>	AT										
<b>HIGH TEMP OPTION</b>	GAT										
<b>CONTACT</b>	STANDARD	P									
LIF = Low Insertion Force (not available with tin plating)	LIF	L									
<b>TOTAL NUMBER OF POSITIONS</b>	SINGLE	01-36									
	DUAL	02-72									
	TRIPLE	03-108									
<b>NUMBER OF ROWS</b>	SINGLE		S								
	DUAL		D								
	TRIPLE		T								
<b>TYPE OF SOCKET</b>	STRAIGHT		S								
<b>CONTACT PLATING (See Plating Specifications Below)</b>	CHOOSE G, T or H,F,M,L										
	NOTE: Some platings may be subject to minimums										
<b>TAIL PLATING</b>	SAME AS CONTACT (Gold Flash with Gold)							C			
	TIN / LEAD (USED WITH GOLD CONTACT)							T			
<b>CONTACT SPACING</b>	0.100" x 0.100" - RECTANGULAR TAIL (0.030" x 0.016")								B		
	0.100" x 0.100" - SQUARE TAIL (0.025" x 0.025")								Q		
<b>BOARD RETENTION OPTION</b>	KINKED TAILS (SINGLE AND DUAL ROWS ONLY)									K	
<b>LONGER TAIL OPTION</b>	PC TAIL	0.155" / 3,94mm									T155
	PC TAIL	0.200" / 5,08mm									T200
	PC TAIL	0.400" / 10,16mm									T400
	PC TAIL	0.585" / 14,86mm									T585

**SAMPLE HOTLINE: 1-800-676-7644**

# CRANE CONNECTORS - PLATING SPECIFICATIONS

PLATING OPTIONS		CONTACT AREA Inches (Millimeters)	PC TAIL Inches (Millimeters)	UNDERPLATE Inches (Millimeters)
<b>G</b>	Selective	15 $\mu$ " (0,00038) Gold	100 $\mu$ " (0,00254) Tin/Lead - Min	50 $\mu$ " (0,00127) Nickel - Min.
<b>T</b>	Tin / Lead	100 $\mu$ " (0,00254) Tin / Lead	100 $\mu$ " (0,00254) Tin/Lead - Min	50 $\mu$ " (0,00127) Nickel - Min.
<b>M</b>	Selective	50 $\mu$ " (0,00127) Gold	100 $\mu$ " (0,00254) Tin/Lead - Min	50 $\mu$ " (0,00127) Nickel - Min.
<b>H</b>	Selective	30 $\mu$ " (0,00076) Gold	100 $\mu$ " (0,00254) Tin/Lead - Min	50 $\mu$ " (0,00127) Nickel - Min.
<b>L</b>	Selective	10 $\mu$ " (0,00025) Gold	100 $\mu$ " (0,00254) Tin/Lead - Min	50 $\mu$ " (0,00127) Nickel - Min.
<b>F</b>	Selective	3 $\mu$ " (0,00008) Gold	100 $\mu$ " (0,00254) Tin/Lead - Min	50 $\mu$ " (0,00127) Nickel - Min.

 UL File No. E120111 (N)	ISO9001  Crane Connectors File No. A-3620
Recognized to U.S. and Canadian requirements under the Component Recognition Program of Underwriters Laboratories Inc.	Registered by UL to ISO9001 under UL's accreditation by Raad voor de Certificatie (RvC), the Dutch Council for Certification.

ENGINEERING NOTE: The information presented in this catalog page is accurate to the best of our knowledge. Due to ongoing efforts to advance design and material performance, the information is subject to change without notice.

**SAMPLE HOTLINE: 1-800-676-7644**

**CRANE CONNECTORS** • 4700 Smith Road • Cincinnati, Ohio 45212 USA • E-mail Address: info@craneconnectors.com  
 Phone: (513) 631-4700 • Fax (513) 631-5700 • Toll Free US (800) 676-7644 • Canada (800) 420-7310