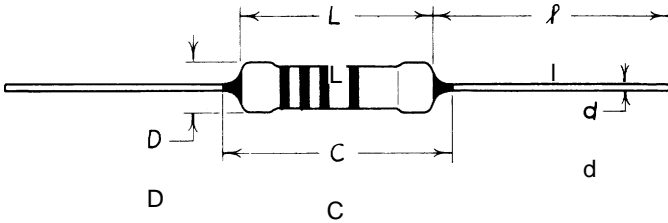


LEADED GENERAL PURPOSE

- Conformally coated with UL94V-O flameproof material
- Suitable for automatic machine insertion
- Units are marked with color bands or alpha-numeric marking
- Lavender body color



DIMENSIONS (in/mm)

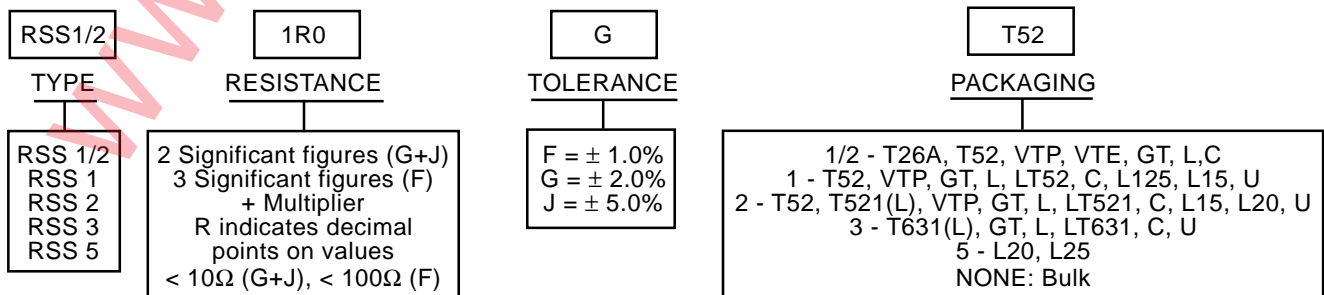
TYPE	L (typ)	C (max)	D	d	l
RSS 1/2	$\frac{0.256}{6.2}$	$\frac{0.280}{7.1}$	$\frac{0.098 \pm 0.02}{2.5 \pm 0.5}$	$\frac{0.024 \pm 0.002}{0.60 \pm 0.05}$	$\frac{1.18 \pm 0.12}{30.0 \pm 3.0}$
RSS 1	$\frac{0.375}{9.0}$	$\frac{0.437}{11.1}$	$\frac{0.118 \pm 0.02}{3.0 \pm 0.5}$	$\frac{0.031 \pm 0.002}{0.80 \pm 0.05}$	$\frac{1.5 \pm 0.125}{38.0 \pm 3.1}$
RSS 2	$\frac{0.472}{12.0}$	$\frac{0.591}{15.0}$	$\frac{0.157 \pm 0.02}{4.0 \pm 0.5}$		
RSS 3	$\frac{0.610}{15.5}$	$\frac{0.709}{18.0}$	$\frac{0.236 \pm 0.039}{6.0 \pm 1.0}$		
RSS 5	$\frac{0.965}{24.5}$	$\frac{1.102}{28.0}$	$\frac{0.354 \pm 0.039}{9.0 \pm 1.0}$		

STANDARD APPLICATIONS

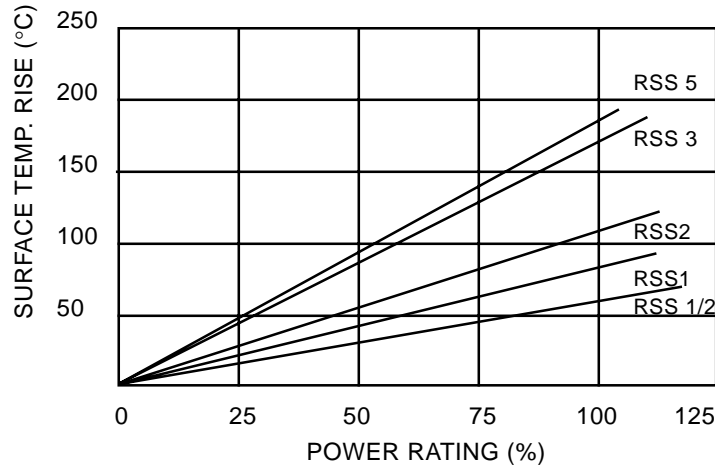
TYPE	POWER RATING @70°C	MAX WORKING VOLTAGE	MAX OVERLOAD	DWV	RATED AMBIENT TEMP.	OPERATING TEMP. RANGE	RESISTANCE RANGE		
							F(± 1%) E-96	G(± 2%) E-24	J(± 5%) E-24
RSS 1/2	500 mW	300 V	600 V	400 V	70°C	-55°C	1.0 - 47KΩ		0.2 - 47KΩ
RSS 1	1 W	350 V		500 V			0.2 - 68KΩ		
RSS 2	2 W		700 V	700 V		0.2 - 100KΩ	0.2 - 100KΩ		
RSS 3	3 W			700 V		—			
RSS 5	5 W	500 V	1000 V	800 V		200°C	—		

LEADED COMPONENTS

ORDERING AND SPECIFYING



PERFORMANCE CHARACTERISTICS



PARAMETER	CHARACTERISTIC LIMITS
Temperature Coefficient	± 200 ppm/°C
Short Time Overload	± 2%
Effects of Solder	± 1%
Moisture Resistance	± 5%
Load Life	± 5%
Temperature Cycling	± 1%
Vibration	± 1%
Shock	± 1%
Terminal Strength (Lead Pull)	5 # min.
Current Noise	< 1.0 μv/v/decade
Voltage Coefficient	< 20 ppm/v
Low Temperature Operation	± 1%

LEADED COMPONENTS